


An Assessment of Indiana's Maternity Care Workforce

2022 Report



SCHOOL OF MEDICINE

BOWEN CENTER FOR HEALTH
WORKFORCE RESEARCH & POLICY

TABLE OF CONTENTS

- EXECUTIVE SUMMARY** 2
- INTRODUCTION** 3
- METHODOLOGY** 3
 - Data Sources and Sample Selection 3
 - Workforce Assessment 4
- SECTION I: PHYSICIANS IN THE MAERNITY CARE WORKFORCE** 5
 - Identifying Maternity Care Physicians 5
 - Physicians in the Maternity Care Workforce 6
 - Geographic Distribution 8
- SECTION II: CNMs AND OTHER APRNs IN THE MATERNITY CARE WORKFORCE** 11
 - Identifying Maternity Care ARPNS 11
 - CNMs and Other APRNs in the Maternal Care Workforce 12
 - Geographic Distribution 14
- APPENDIX** 17

EXECUTIVE SUMMARY

There are many factors that contribute to maternal and child health, including timely access to specialized health care. Access is critical to every stage of pregnancy and childbirth; therefore, understanding the licensed health professionals that provide maternity care is essential to supporting initiatives which aim to improve maternal and child health outcomes. The purpose of this report is to assess the capacity and characteristics of physicians and advanced practice registered nurses (APRNs) who contribute to maternity care.

The data used for this report was collected from the 2021 license renewal for physicians and registered nurses. Physicians were included in this report if they had a specialty in Obstetrics/Gynecology or Family Medicine/General Practice, reported providing maternity care (pre-natal care, labor and delivery, and post-natal care), and had at least one practice address in Indiana. APRNs were identified based on the criteria outlined in the 2021 Indiana registered nurse data report and included if they reported providing maternity care and had at least one practice in Indiana. APRNs included certified nurse midwives (CNMs), nurse practitioners (NPs), clinical nurse specialists (CNS), and certified registered nurse anesthetists (CRNAs). CNMs were assessed separately from other APRNs due to their role being primarily dedicated to providing maternity care.

A total of 1,010 physicians, 133 CNMs, and 570 other APRNs were identified as being a part of Indiana's maternity care workforce based on the criteria used in this report. Though physicians and APRNs could report providing more than one maternity care services, the highest number of each profession reported providing post-natal care (897 for physicians and 495 for APRNs). Regarding practice setting, physicians who reported practicing in a hospital were most likely to report being in an inpatient setting. The highest proportion of APRNs also reported practicing in a hospital setting. Geographically, many maternity care providers are clustered in metropolitan areas of the state, leaving non-metropolitan regions with limited maternity care capacity. More specifically, a large portion of northwest Indiana has limited provider capacity and resides outside of a 30-minute driving radius of any Indiana birthing hospital.

It is worth emphasizing that the data used in this report provides a snapshot based on self-reported, cross-sectional data on Indiana physicians and APRNs that provide maternity care services. However, this information can help to inform targeted expansion of maternity care in Indiana. This assessment can also serve as a framework for future research which aims to identify other professions which contribute to maternity care. Additional research can be used to determine the overall impact of access to maternity care on Indiana's maternal and infant health outcomes.

INTRODUCTION

Health professionals who provide perinatal and labor and delivery (L&D) services are essential to providing care to pregnant women, a population that typically requires specialized care. Additionally, understanding the availability of maternity care is essential to supporting maternal and infant health and improving risks associated with mortality. Most maternity care providers are generally comprised of physicians who specialize in obstetrics and gynecology (OB/GYN) or family medicine. These primary care physicians can provide maternity care services as a part of the practice of medicine authorized under their medical license.¹ Additionally, physicians may work collaboratively with advanced practice registered nurses (APRNs), such as certified nurse midwives (CNMs), nurse practitioners (NPs), and clinical nurse specialists (CNSs), to provide maternity care services.

Of the APRNs that are involved to maternity care services, CNMs generally make the largest contribution. Under Indiana administrative code, CNMs can provide well-woman gynecological healthcare, family planning, and care to families through pregnancy, labor, delivery, and post-delivery as part of their practice.² Although the state scope of practice does not specifically reference maternity care for NPs³, CNSs⁴, and Certified Registered Nurse Anesthetists (CRNAs), they may receive dedicated training in obstetrics and may also participate in the delivery of maternity care. Though CRNAs have limited contribution to maternity care, they were included in this assessment as they are a vital part of labor and delivery services for women.

The purpose of this report is to provide a synopsis of Indiana's physicians and APRNs that were identified as providing maternity care to Indiana residents. Information in this report is separated into two sections:

Section I: Maternity Care Physicians

Section II: Maternity Care APRNs

Data used in this report provides key information on this workforce. Additional information on maternity care providers can be requested at <https://bowenportal.org/index.php/contact-us/>.

METHODOLOGY

Data Sources and Sample Selection

The Bowen Center for Health Workforce Research and Policy (Bowen Center) generates both data reports and policy briefs using supplemental survey data elements and licensure data that are collected during Indiana-licensed health professionals' license renewal period. For more information on the data management procedures for physicians and registered nurses, see their respective 2021 data reports at <https://scholarworks.iupui.edu/handle/1805/5420>.

For purposes of this project, the maternity care workforce includes 1) physicians and 2) APRNs. APRNs were classified into two categories, 1) CNMs and 2) Other APRNs. The Other APRNs group includes CNSs, CRNAs, and NPs. Licensure and supplemental data elements used in this workforce assessment were sourced from the 2021 license renewal period for physicians and registered nurses.

¹ Indiana Code IC 25-22.5-1-1.1. Available at: <https://iga.in.gov/legislative/laws/2022/ic/titles/025#25-22.5-1-1.1>

² Indiana Administrative Code (848 IAC 3-3-1) defines the practice of nurse-midwifery to include "well-woman gynecological healthcare, family planning, and care to the normal and expanding family throughout pregnancy, labor, delivery, and post-delivery." Available at: <http://www.in.gov/legislative/iac/T08480/A00030.PDF>

³ Indiana Administrative Code (848 IAC 4-2-1) defines the scope of practice of nurse practitioners. Available at: <http://www.in.gov/legislative/iac/T08480/A00040.PDF>

⁴ Indiana Administrative Code (848 IAC 4-3-1) defines the scope of practice of clinical nurse specialists. Available at: <http://www.in.gov/legislative/iac/T08480/A00040.PDF>

For the purposes of this report, maternity care services were defined as pre-natal care, labor and delivery, and post-natal care services, which are services that physicians and other health professionals may provide for their patients. Indiana physicians were included in this assessment if they reported 1) a specialty of Obstetrics/Gynecology or Family Medicine/General Practice, 2) at least one practice located in Indiana, and 3) providing maternity care services. CNMs and other APRNs were included in this report if they reported 1) at least one practice located in Indiana and 2) providing maternity care services.

Workforce Assessment

Physicians and APRNs are administered questions regarding their practice (including their specialty and the services they provide) at the time of web-based biennial state license renewals. Physicians and APRNs are asked different questions regarding practice specialty and setting, but the questions regarding services provided are identical. Data used in this assessment of the maternity care workforce was collected from each profession during the 2021 license renewal period (August – October 2021). Profession specific details on the maternity care workforce inclusion criteria are presented in each respective section.

Geographic distribution of the maternity care workforce in Indiana was assessed at the county-level based on geocoded practice addresses and reported practice setting. Physicians reported street addresses for their practice locations. APRNs reported the county and zip code of their practice. Therefore, the geographic location for physicians is based on the pinpoint geocoordinates of their practices, while the geographic location for APRN is based on the centroid of the zip-code associated with their practices. Location of birthing hospitals were obtained from the Indiana Department of Health Maternity and Child Health division.

SECTION I: PHYSICIANS IN THE MATERNITY CARE WORKFORCE

Identifying Maternity Care Physicians

As of the 2021 license renewal period, Indiana's maternity care workforce included 1,010 physicians who self-reported 1) at least one practice location in Indiana, 2) had a specialty in Obstetrics/Gynecology or Family Medicine/General Practice, and 3) self-reported providing maternity care services. Figure 1 outlines the sample selection criteria for maternity care physicians.

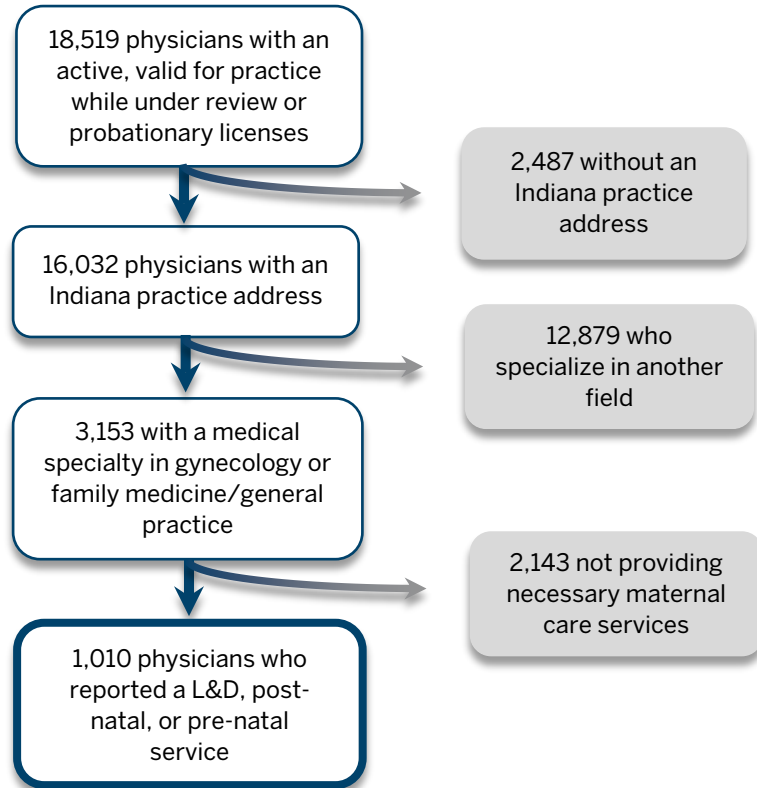


Figure 1.1 Selection criteria for identifying physicians in the maternity care workforce.

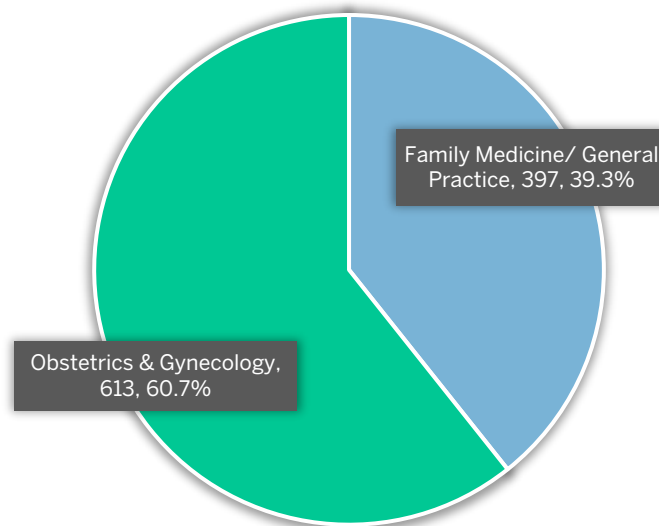


Figure 1.2 Specialty distribution of maternity care physicians

Physicians in the Maternity Care Workforce

Table 1.1 displays the number of maternity care physicians providing maternity care services to Indiana patients. The highest number of physicians reported providing post-natal services (n=897), following by pre-natal services (n=862). Nearly three-fourths of physicians providing labor and delivery services (72.9%) and screening for high-risk pregnancies (71.8%) have a specialty in Obstetrics/Gynecology. Nearly 40% of those providing post-natal services had a specialty in Family Medicine/General Practice.

Table 1.1 Maternity Care Workforce Services Provided - Physicians

Medical Specialty	Pre-Natal Services		Labor and Delivery		Post-Natal Services		Screening for High-Risk Pregnancies		Treatment of OUD-Affected Pregnancies		Providing Treatment to Pregnant Women		Unique Count Providing Maternity Care Services	
	N	%	N	%	N	%	N	%	N	%	N	%	N	%
Family Medicine/General Practice	303	35.2	201	27.1	357	39.8	205	28.2	63	30.9	332	35.4	397	39.3
Obstetrics & Gynecology	559	64.8	542	72.9	540	60.2	521	71.8	141	69.1	605	64.6	613	60.7
Total	862	100.0	743	100.0	897	100.0	726	100.0	204	100.0	937	100.0	1,010	100.0

Source: 2021 Indiana Physician License and Supplemental Survey Data

Note: Data on specialty of were obtained from Question 6; primary, secondary, or tertiary practice setting data were obtained from Questions 12, 22 and 30; services provided were obtained from Question 8. The full survey administered to all Indiana physicians that renewed online can be found at: <https://hdl.handle.net/1805/26208>

The majority of the maternity care physicians reported their primary practice setting outside of a hospital setting (83.2%) (see Table 1.2). Of the 16% in a hospital setting, most reported practicing in an inpatient setting (7.8%), followed by an outpatient setting (6.8%). Of those who reported a secondary and tertiary practice setting, the hospital-inpatient setting was the most common setting (28.8% and 38.2%, respectively).

Table 1.2 Maternal Care Workforce Practice Setting – Physicians

Practice Setting	Primary Practice		Secondary Practice		Tertiary Practice	
	N	%	N	%	N	%
Hospital – Ambulatory Care Center	9	0.9	4	1.6	0	0.0
Hospital – Emergency Department	12	1.2	4	1.6	1	2.9
Hospital – Inpatient	78	7.8	72	28.8	13	38.2
Hospital – Outpatient	68	6.8	11	4.4	1	2.9
Other Settings	827	83.2	159	63.6	19	55.9

Source: 2021 Indiana Physician License and Supplemental Survey Data

Note: Data on specialty of were obtained from Question 6; primary, secondary, or tertiary practice setting data were obtained from Questions 12, 22 and 30; services provided were obtained from Question 8. The full survey administered to all Indiana physicians that renewed online can be found at: <https://hdl.handle.net/1805/26208>

Geographic Distribution

Map 1.1 displays pinpoints physicians who self-reported providing labor and delivery services to Indiana patients, with an overlay of the 30-minute drive time radius of birthing hospitals. Maps 1.2 – 1.3 displays the pinpoints of physicians providing post-natal or pre-natal services to Indiana patients. Lastly, Map 1.4 displays points of physicians who reported their primary, secondary, or tertiary practice as one of four hospital settings (ambulatory care center, emergency department, inpatient, and outpatient setting).

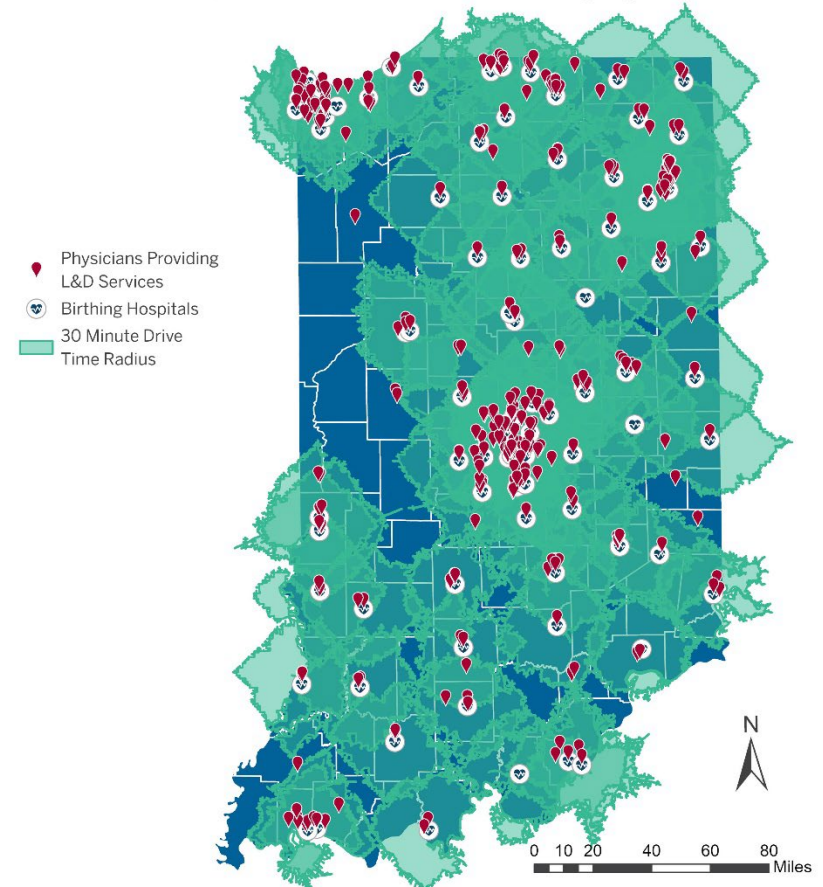
There are 85 total birthing hospitals distributed through most of Indiana, though many are clustered in metropolitan areas such as Indianapolis and Chicago. Additionally, the geographic distribution of maternity care physicians practicing in an inpatient setting were primarily located in the same metropolitan areas. These maps demonstrate the northwest Indiana region may be lacking in access to maternity care services as many counties in this region had few physicians providing maternity and were located outside a 30-minute radius to a birthing hospital.

The counties that appear to have limited maternity care include Newton, Benton, Warren, and Fountain. Jasper, Vermillion, and Parke Counties were found to have very little maternity care workforce capacity. Counts of maternity physicians by county and maternity care services can be found in appendix Table A.1.

Maternal Health Workforce

Labor & Delivery Services

Obstetric and Family Medicine Physicians Providing Labor and Delivery (L&D) Services to Indiana Patients, within a 30 Minute Drive Time Radius of Birthing Hospitals



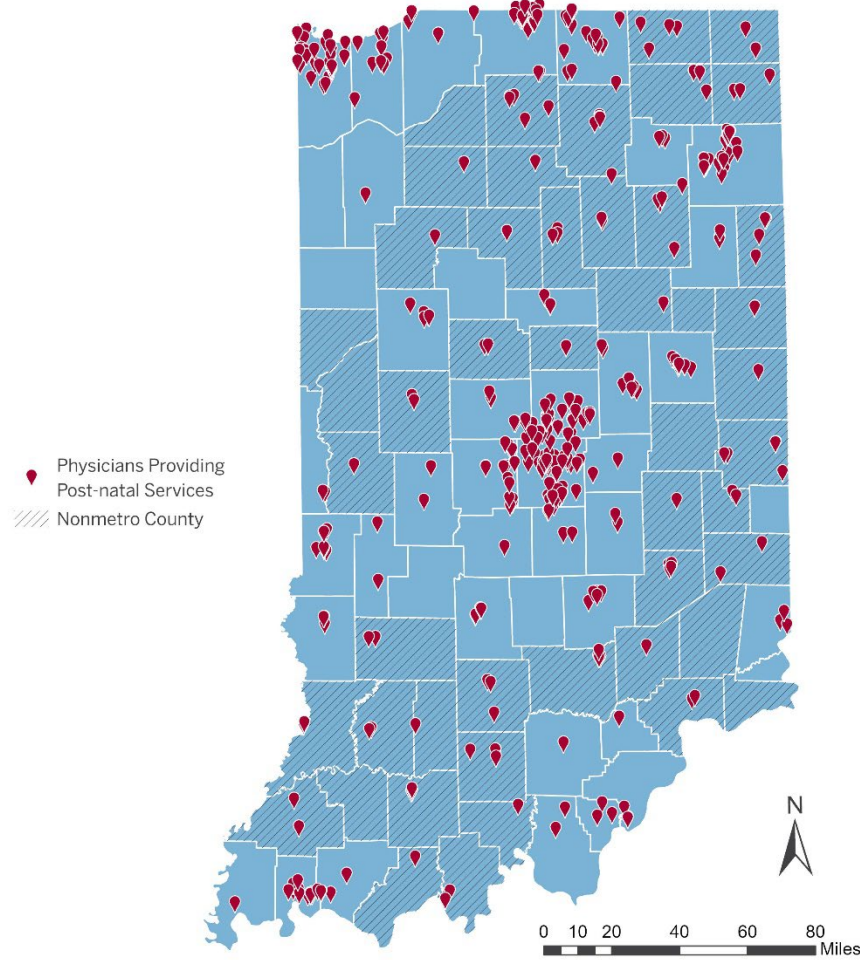
Source: This map displays Indiana physicians who reported a specialty of Obstetrics and Gynecology and Family Medicine/General Practice (Question 6), a primary, secondary, or tertiary practice setting in Indiana (Question 12, 22, 30), and reported providing L&D services to Indiana patients (Question 8) during the 2021 Indiana physician license renewal process. The full survey administered to all Indiana physicians that renewed online can be found at: <https://hdl.handle.net/1805/26208>; ISDH Maternal and Child Health: Birthing Hospitals can be accessed at https://gis.in.gov/apps/isdh/meta/resources_layers.htm

Map 1.1. Obstetric and Family Medicine Physicians Providing Labor and Delivery Services to Indiana Patients

Maternal Health Workforce

Post-Natal Services

Obstetric and Family Medicine Physicians Providing Post-Natal Services to Indiana Patients



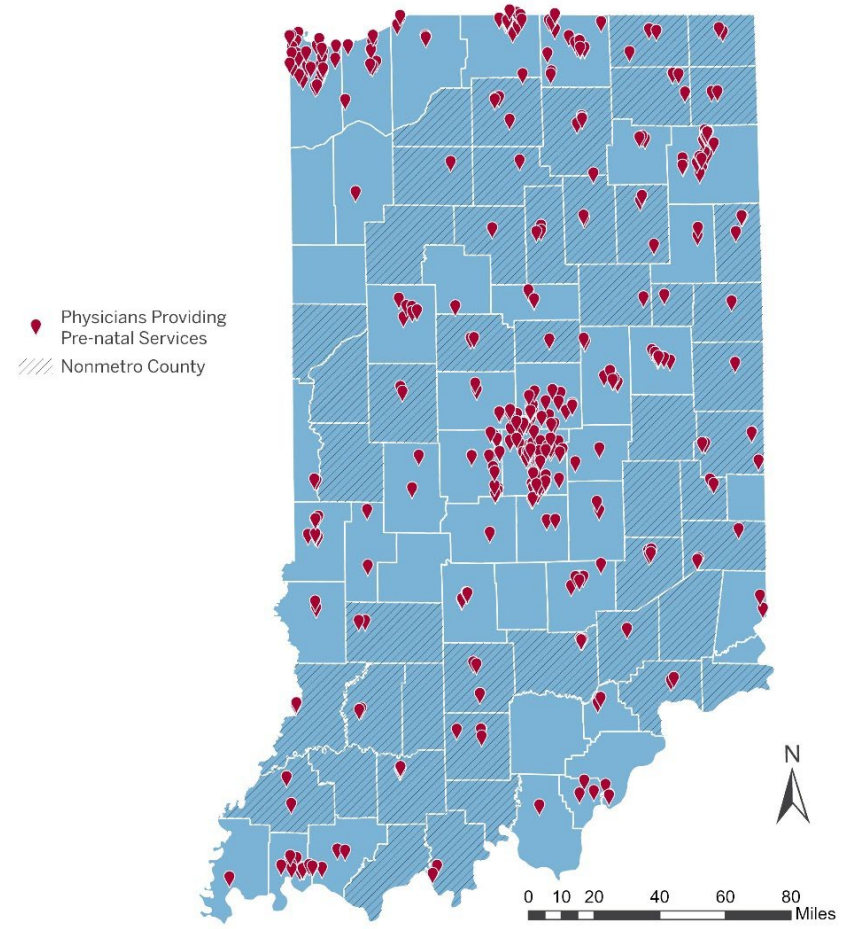
Source: This map displays Indiana physicians who reported a specialty of Obstetrics and Gynecology and Family Medicine/General Practice (Question 6), a primary, secondary, or tertiary practice setting in Indiana (Question 12, 22, 30), and reported providing post-natal services to Indiana patients (Question 8) during the 2021 Indiana physician license renewal process. The full survey administered to all Indiana physicians that renewed online can be found at: <https://hdl.handle.net/1805/26208>.

Map 1.2. Obstetric and Family Medicine Physicians Providing Post-natal

Maternal Health Workforce

Pre-Natal Services

Obstetric and Family Medicine Physicians Providing Pre-Natal Services to Indiana Patients



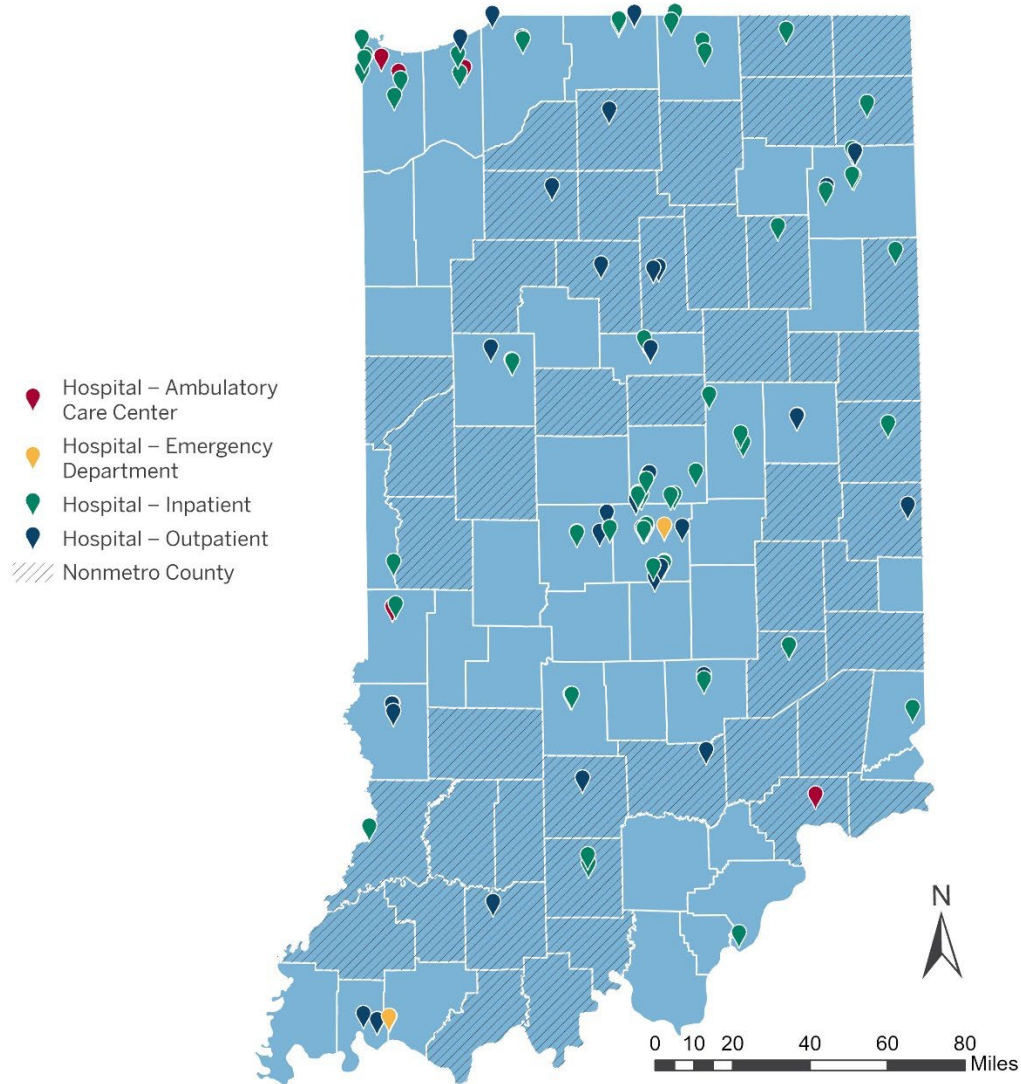
Source: This map displays Indiana physicians who reported a specialty of Obstetrics and Gynecology and Family Medicine/General Practice (Question 6), a primary, secondary, or tertiary practice setting in Indiana (Question 12, 22, 30), and reported providing pre-natal services to Indiana patients (Question 8) during the 2021 Indiana physician license renewal process. The full survey administered to all Indiana physicians that renewed online can be found at: <https://hdl.handle.net/1805/26208>.

Map 1.3. Obstetric and Family Medicine Physicians Providing Pre-natal

Maternal Health Workforce

Practice Setting

Obstetric and Family Medicine Physicians Practicing in a Primary, Secondary, or Tertiary Hospital Setting



Source: This map displays Indiana physicians who reported a specialty of Obstetrics and Gynecology and Family Medicine/General Practice (Question 6), a primary, secondary, or tertiary practice setting in Indiana (Question 12, 22, 30), reported providing maternity care services to Indiana patients (Question 8), and reported practicing in a primary, secondary, or tertiary hospital setting (Question 14, 24, 32) during the 2021 Indiana physician license renewal process. The full survey administered to all Indiana physicians that renewed online can be found at: <https://hdl.handle.net/1805/26208>.

Map 1.4. Obstetric and Family Medicine Physicians Practicing in a Primary, Secondary, or Tertiary Hospital Setting

SECTION II: CNMs AND OTHER APRNs IN THE MATERNITY CARE WORKFORCE

Identifying Maternity Care ARPNs

The maternity care workforce consists of 703 APRNs from the 2021 Indiana registered nurse license and supplemental survey data, 133 of which are CNMs and 570 were classified as “Other APRNs” which includes NPs, CNSs, and CRNAs (see Figure 2.1). APRNs were identified as part of the maternity care workforce if they reported practicing in at least one practice setting located in Indiana and reported providing maternity care services. CNMs were identified by either having an active CNM license or reporting a primary APRN role as a CNM.

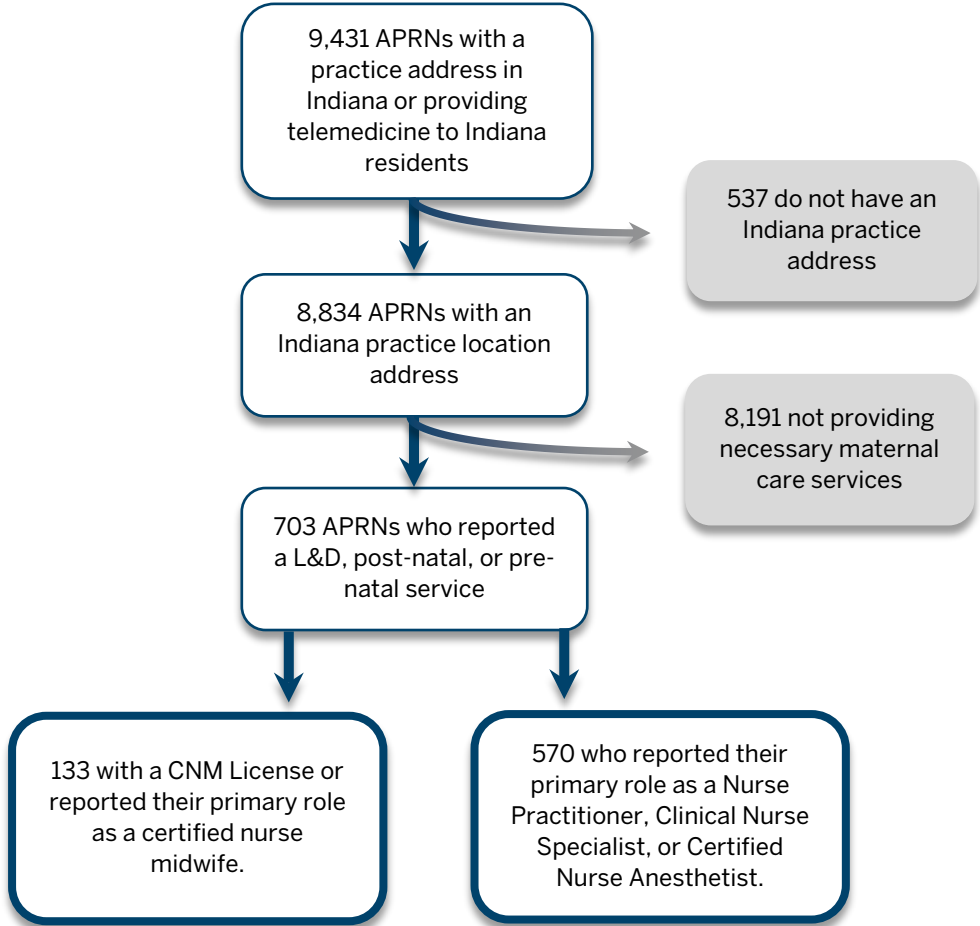


Figure 2.1 Selection criteria for identifying APRNs in the Maternity Care Workforce

CNMs and Other APRNs in the Maternal Care Workforce

Table 2.1 displays the number of CNMs and Other APRNs providing maternity care services to Indiana patients. The majority of CNMs who provide maternity care services specialized in obstetrics and gynecology (94.1%), while only 38.1% of other APRNs providing maternity care services self-reported a specialty in Ob/Gyn. The highest number CNMs in the maternity care workforce reported provided pre-natal services (n=127), while 374 of other APRNs reported providing post-natal services.

Table 2.1 Maternal Care Workforce Services Provided - Advanced Practice Registered Nurse

Specialty	Pre-Natal Services		Labor and Delivery		Post-Natal Services		Screening for High-Risk Pregnancies		Treatment of OUD-Affected Pregnancies		Providing Treatment to Pregnant Women		Unique Count of Providing Obstetric Services	
	N	%	N	%	N	%	N	%	N	%	N	%	N	%
Certified Nurse Midwife														
Obstetrics and Gynecology	122	96.1	106	96.4	116	95.9	88	98.9	9	90.0	44	95.7	126	94.1
Primary Care Specialty	1	0.8	2	1.8	1	0.8	1	1.1	0	0.0	1	2.2	2	1.5
Other Specialty	4	3.1	2	1.8	4	3.3	0	0.0	1	10.0	1	2.2	2	4.4
Total	127	100	110	100	121	100	89	100	10	100	46	100.0	130	100
Other APRNs*														
Obstetrics and Gynecology	170	64.7	49	46.1	154	54.5	139	73.7	31	26.0	113	60.6	187	38.1
Primary Care Specialty	97	21.7	23	7.4	95	19.4	56	18.5	48	31.2	35	13.9	128	21.7
Other Specialty	57	13.5	154	46.4	125	26.1	24	7.8	65	42.9	65	25.5	203	40.2
Total	324	100	226	100	374	100	219	100	100	100	213	100	518	100
Total APRN Maternal Workforce														
Obstetrics and Gynecology	292	64.7	155	46.1	270	54.5	227	73.7	40	26.0	157	60.6	313	38.1
Primary Care Specialty	98	21.7	25	7.4	96	19.4	57	18.5	48	31.2	36	13.9	130	21.7
Other Specialty	61	13.5	156	46.4	129	26.1	24	7.8	66	42.9	66	25.5	205	40.2
Total	451	100	336	100	495	100	308	100	154	100	259	100	648	100

Source: 2021 Indiana Registered Nurse License and Supplemental Survey Data

Note: Other APRNs include Nurse Practitioners, Clinical Nurse Specialists or Certified Registered Nurse Anesthetists. APRNs were not included in the table if they responded not applicable to their specialty (n=55).

Table 2.2 presents information on the number of CNMs and other APRNs in the maternity care workforce who are practicing in a hospital setting. The majority of CNMs reported their primary practice setting in a hospital setting (40.6%) or an outpatient clinic (38.3%). A similar trend was also seen for their reported secondary practice setting (33.3% for hospital setting and 30.8% for outpatient clinic). Nearly half of other APRNs in the maternity care workforce reported their primary practice setting as hospital (46.0%), and another 39.0% reported a setting in an outpatient clinic. The hospital setting was also the most common setting for their reported a secondary practice setting 41.9%.

Table 2.2 Maternal Care Workforce Practice Setting - Advanced Practice Nurse

Practice Setting	Primary Practice		Secondary Practice	
	N	%	N	%
Certified Nurse Midwife				
Hospital	54	40.6	13	33.3
Outpatient Clinic	51	38.3	12	30.8
Other Settings	28	21.1	14	35.9
Total	133	100	39	100
Other APRNs				
Hospital	262	46.0	65	41.9
Outpatient Clinic	222	39.0	40	25.8
Other Settings	85	15.0	50	32.3
Total	569	100	155	100
Total APRNs				
Hospital	316	45.0	78	40.2
Outpatient Clinic	273	38.8	52	26.8
Other Settings	113	16.2	64	33.0
Total	702	100	194	100

Note: Other APRNs include Nurse Practitioners, Clinical Nurse Specialists or Certified Nurse Anesthetists.

Geographic Distribution

Map 2.1 depicts the distribution of CNMs and other APRNs providing labor and delivery services to Indiana patients, with an overlay of the 30-minute drive time radius of birthing hospitals. Similar to physicians in the maternity care workforce, a lack of maternal care CNMs and other APRNs can be seen along the northwest Indiana – Illinois border.

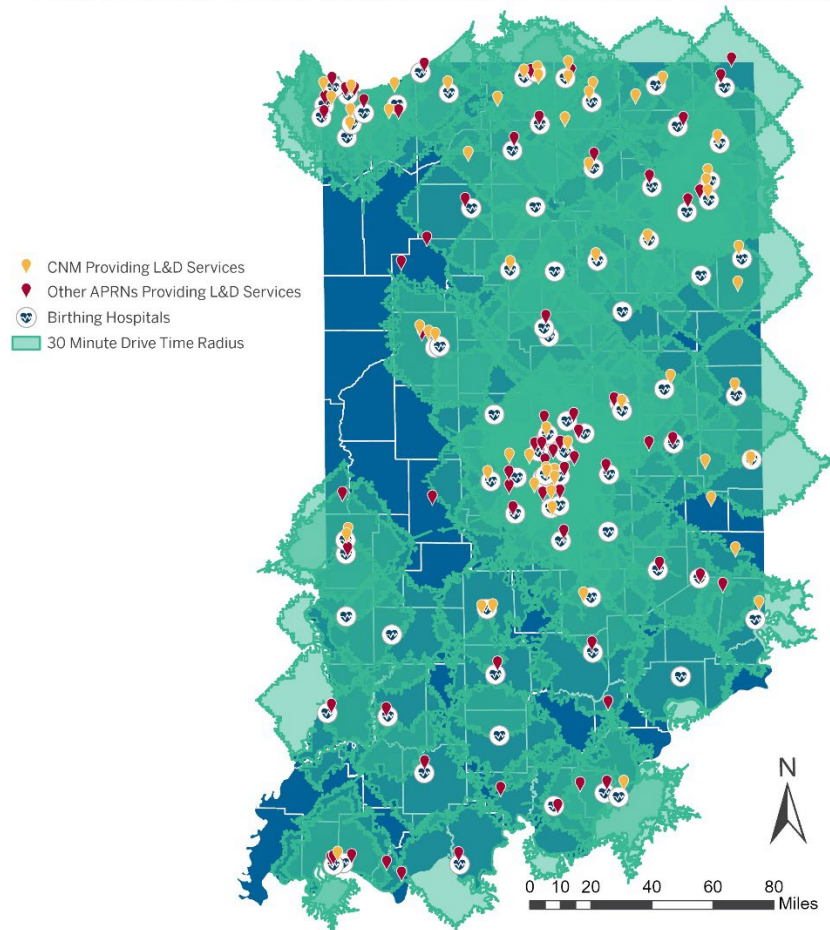
Maps 2.2 and 2.3 display the pinpoint location CNMs and other APRNs providing post-natal services and pre-natal services to Indiana patients. CNMs providing post-natal care are distributed geographically similarly to other APRNs providing this care. Additionally, CNMs and APRNs who provide pre-natal care to Indiana residents have a similar distribution to those who provide post-natal care.

Map 2.4 presents the maternal care workforce by CNMs and other APRNs practicing in a hospital or outpatient clinic setting. The map shows more APRNs practicing in outpatient clinics in rural counties, while those practicing in hospitals are seen in urban settings. Counts of CNMs and other APRNs by county and maternity care services can be found in appendix table A.1.

Maternal Health Workforce

Labor and Delivery Services

Certified Nurse Midwives (CNM) and Advanced Practice Registered Nurses (APRN) Providing Labor and Delivery (L&D) Services to Indiana Patients, within a 30 Minute Drive Time Radius of Birthing Hospital



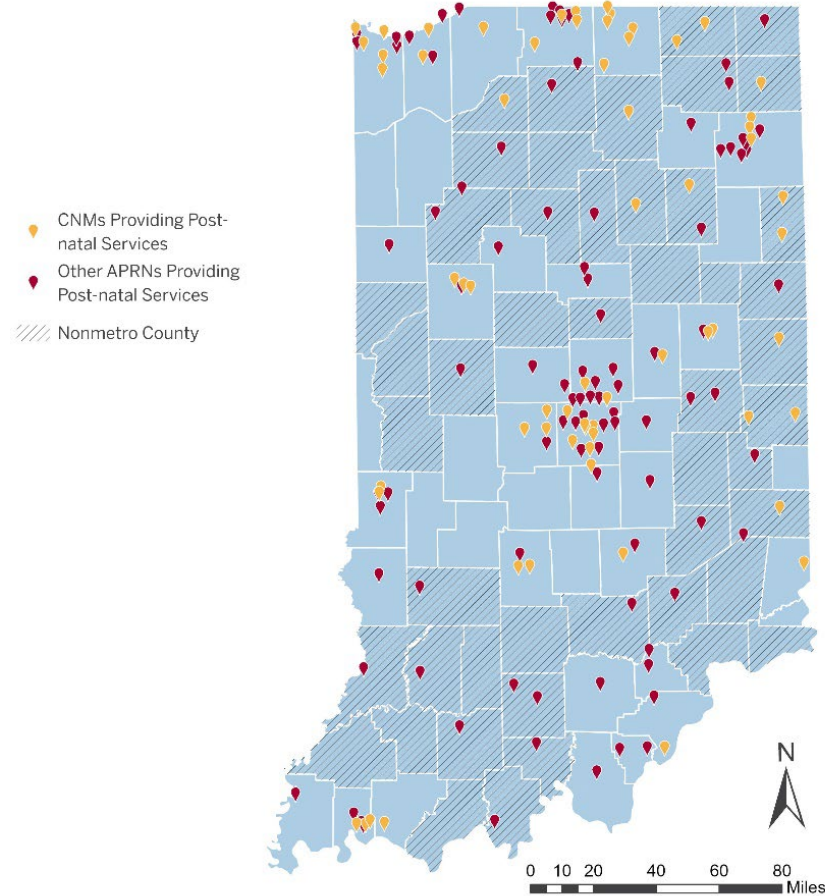
Source: Indiana RN License and Supplemental Data, 2021

Note: The Other APRN category includes those who reported a role as a Nurse Practitioner, Clinical Nurse Specialist, or Certified Nurse Anesthetist. The full survey administered to Indiana RNs who renewed their license online can be found at <https://hdl.handle.net/1805/26907>.

Map 2.1. CNMs and Other APRNs Providing Labor and Delivery Services to Indiana Patients

Maternal Health Workforce Post-natal Services

Certified Nurse Midwives (CNM) and Advanced Practice Registered Nurses (APRN) Providing Post-natal Services to Indiana Patients

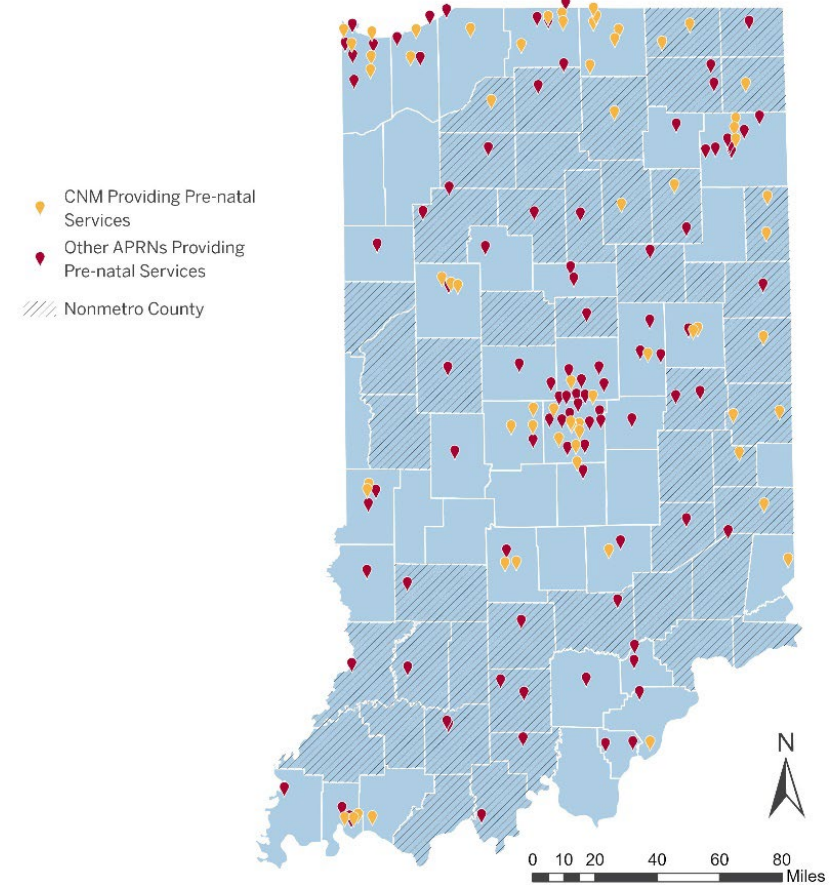


Source: Indiana RN License and Supplemental Data, 2021
 Note: The Other APRN category includes those who reported a role as a Nurse Practitioner, Clinical Nurse Specialist, or Certified Nurse Anesthetist. The full survey administered to Indiana RNs who renewed their license online can be found at <https://hdl.handle.net/1805/26907>.

Map 2.2. CNMs and Other APRNs Providing Post-natal Services to Indiana Patients

Maternal Health Workforce Pre-natal Services

Certified Nurse Midwives (CNM) and Advanced Practice Registered Nurses (APRN) Providing Pre-natal Services to Indiana Patients



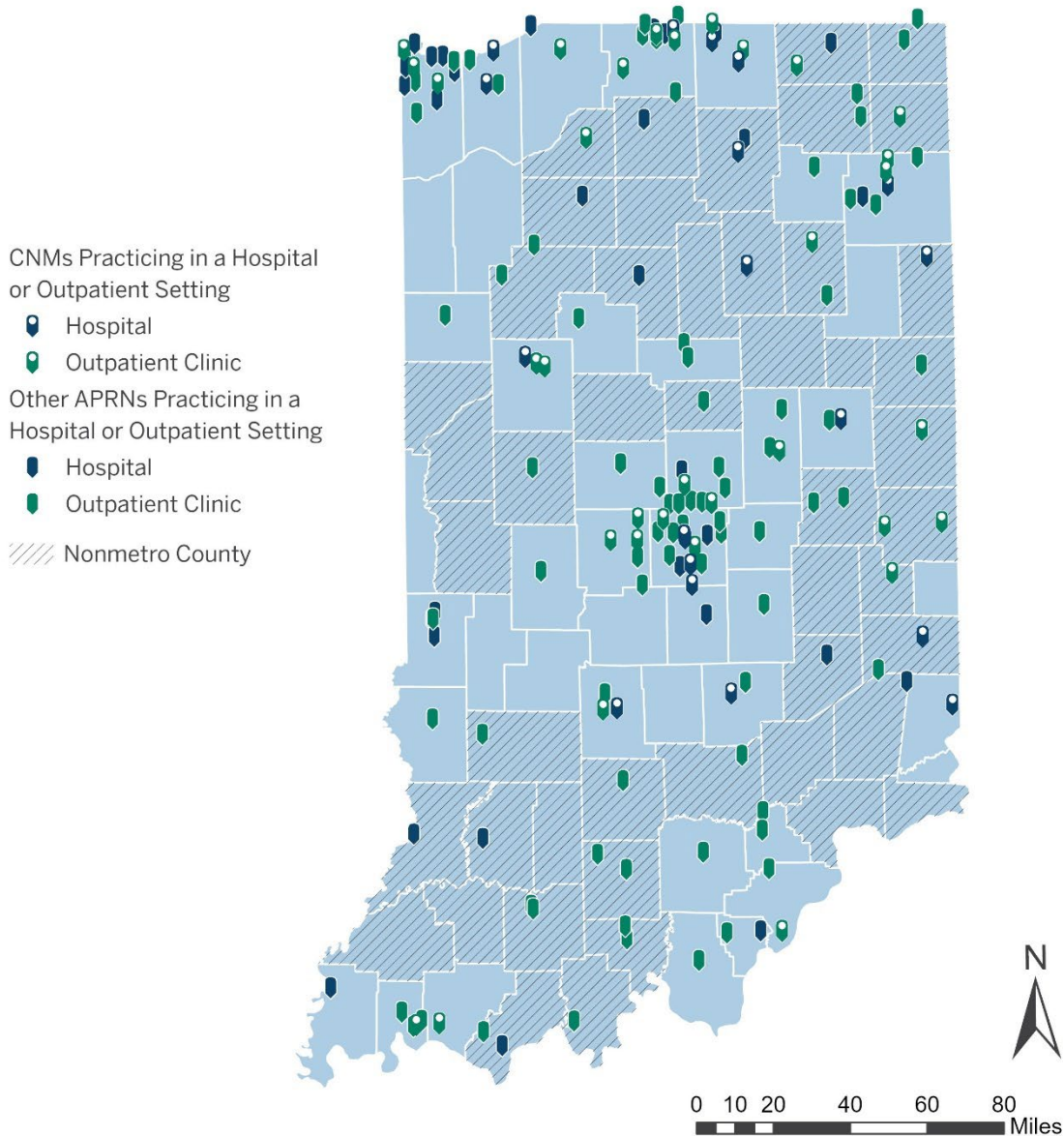
Source: Indiana RN License and Supplemental Data, 2021
 Note: The Other APRN category includes those who reported a role as a Nurse Practitioner, Clinical Nurse Specialist, or Certified Nurse Anesthetist. The full survey administered to Indiana RNs who renewed their license online can be found at <https://hdl.handle.net/1805/26907>.

Map 2.3. CNMs and Other APRNs Providing Pre-natal Services to Indiana

Maternal Health Workforce

Practice Setting

Certified Nurse Midwives (CNM) and Advanced Practice Registered Nurses (APRN) in a Primary or Secondary Hospital or Outpatient Clinic Setting



Source: Indiana RN License and Supplemental Data, 2021

Note: The Other APRN category includes those who reported a role as a Nurse Practitioner, Clinical Nurse Specialist, or Certified Nurse Anesthetist. The full survey administered to Indiana RNs who renewed their license online can be found at <https://hdl.handle.net/1805/26907>.

Map 2.4. CNMs and Other APRNs Practicing in a Primary, Secondary Hospital or Outpatient Clinic Setting

APPENDIX

Table A. 1 County-level count of physicians, certified nurse midwives, and other APRNs providing maternity care in Indiana

County	Maternity Care Physicians			Certified Nurse Midwives			Other APRNs		
	Labor & Delivery	Pre-Natal Services	Post-Natal Services	Labor & Delivery	Pre-Natal Services	Post Natal Services	Labor & Delivery	Pre-Natal Services	Post Natal Services
Adams	3	6	9	3	3	3	1	3	2
Allen	101	99	107	17	19	19	21	31	35
Bartholomew	12	15	14	1	1	1	1	7	6
Benton	-	-	-	-	-	-	-	1	1
Blackford	-	1	.	-	-	-	-	-	-
Boone	13	13	13	-	-	-	-	2	2
Brown	-	-	-	-	-	-	-	-	-
Carroll	-	-	-	-	-	-	-	2	2
Cass	4	4	4	2	-	.	2	2	1
Clark	7	9	8	3	6	6	6	15	15
Clay	-	2	2	-	-	-	-	-	-
Clinton	2	3	3	-	-	-	-	-	-
Crawford	-	-	1	-	-	-	2	2	2
Daviess	3	3	3	-	-	-	6	4	4
Dearborn	3	2	3	1	1	1	5	-	-
Decatur	9	11	11	-	-	-	1	2	1
DeKalb	4	4	6	3	3	3	-	2	1
Delaware	27	35	33	1	3	3	2	6	7
Dubois	7	8	8	-	-	-	5	4	3
Elkhart	43	42	48	21	22	23	9	9	21
Fayette	1	2	2	2	2	.	-	1	1
Floyd	7	8	8	-	-	-	5	7	8
Fountain	-	-	-	-	-	-	-	-	-
Franklin	9	9	9	2	2	2	-	-	-
Fulton	3	3	3	-	-	-	1	-	-
Gibson	1	2	2	-	-	-	-	-	-
Grant	-	1	2	-	-	-	-	1	-
Greene	2	2	2	-	-	-	-	1	1
Hamilton	79	76	84	3	3	3	9	18	25
Hancock	8	7	9	-	-	-	1	2	3
Harrison	-	1	2	-	-	-	2	-	1
Hendricks	38	36	35	3	4	4	14	13	10
Henry	-	-	-	-	-	-	4	3	3
Howard	7	6	8	-	-	-	6	6	4
Huntington	3	4	6	2	2	2	1	3	3
Jackson	3	6	7	-	-	-	1	1	2
Jasper	1	1	1	-	-	-	-	-	-
Jay	2	3	3	-	-	-	-	1	1
Jefferson	4	4	4	-	-	-	-	-	-
Jennings	-	2	2	-	-	-	-	-	2
Johnson	12	19	21	1	1	1	3	8	10
Knox	8	9	9	-	-	-	4	3	3
Kosciusko	5	7	8	1	1	1	3	7	4
LaGrange	3	4	6	9	8	9	3	1	1
Lake	57	65	59	7	8	9	46	22	19
LaPorte	6	8	8	3	3	3	2	5	7
Lawrence	4	5	5	-	-	-	3	2	-
Madison	21	26	23	2	2	2	3	7	5
Marion	196	247	234	30	34	32	81	128	157
Marshall	7	8	10	-	-	-	2	2	2

Table A. 1 County-level count of physicians, certified nurse midwives, and other APRNs providing maternity care in Indiana

County	Maternity Care Physicians			Certified Nurse Midwives			Other APRNs		
	Labor & Delivery	Pre-Natal Services	Post-Natal Services	Labor & Delivery	Pre-Natal Services	Post Natal Services	Labor & Delivery	Pre-Natal Services	Post Natal Services
Martin	-	-	1	-	-	-	-	-	-
Miami	4	4	6	-	-	-	-	1	1
Monroe	14	12	12	4	5	5	7	8	11
Montgomery	4	4	4	-	-	-	-	1	3
Morgan	11	11	11	-	-	-	1	-	-
Newton	-	-	-	-	-	-	-	-	-
Noble	3	4	4	-	-	-	1	3	3
Ohio	-	-	-	-	-	-	-	-	-
Orange	8	6	6	-	-	-	-	3	4
Owen	-	-	-	-	-	-	-	-	-
Parke	-	-	1	-	-	-	-	-	-
Perry	3	3	3	-	-	-	2	2	2
Pike	-	-	-	-	-	-	-	-	-
Porter	12	14	21	7	7	7	2	6	5
Posey	-	1	1	-	-	-	-	1	1
Pulaski	5	5	5	-	-	-	1	1	1
Putnam	-	2	2	-	-	-	2	1	-
Randolph	4	3	3	1	1	1	-	-	-
Ripley	-	1	-	-	-	-	5	2	2
Rush	-	-	1	-	-	-	-	-	-
Scott	3	3	2	-	-	-	2	3	4
Shelby	3	3	3	-	-	-	-	-	1
Spencer	-	-	1	-	-	-	3	-	-
St. Joseph	45	60	64	16	15	12	9	9	22
Starke	-	-	-	2	2	2	-	-	-
Steuben	2	2	2	-	-	-	3	1	1
Sullivan	3	3	5	-	-	-	-	2	2
Switzerland	-	-	-	-	-	-	-	-	-
Tippecanoe	24	29	25	12	18	15	5	17	22
Tipton	2	2	2	-	-	-	-	2	2
Union	-	-	-	-	-	-	-	-	-
Vanderburgh	24	30	31	1	3	3	8	16	17
Vermillion	3	3	3	-	-	-	1	-	-
Vigo	16	20	20	3	3	3	15	12	15
Wabash	3	4	5	2	2	2	-	-	-
Warren	-	-	-	-	-	-	-	-	-
Warrick	36	39	37	-	2	2	10	19	19
Washington	-	-	1	-	-	-	-	4	3
Wayne	5	9	9	5	5	4	-	6	6
Wells	2	2	3	-	-	-	-	-	-
White	-	-	1	-	-	-	3	5	5
Whitley	4	4	4	-	-	-	1	1	1
All	2,229	2,586	2,691	330	381	363	678	972	1,122

Authored By:

Analise Dickinson, Research Analyst
Sierra Vaughn, Assistant Director
Hannah Maxey, Director

Recommended Citation:

Dickinson, A., Vaughn, S., Maxey, H. (2022). An Assessment of Indiana's Maternity Care Workforce: 2022 Report. Indiana University School of Medicine

Acknowledgements:

The Bowen Center would like to extend its gratitude to the Indiana Professional Licensing Agency for the provision of data elements used in the development of this report. The Bowen Center also recognizes the collaborative support provided by the Department of Biostatistics at the Indiana University Richard M. Fairbanks School of Public Health in the management of the Indiana Health Professions Database.

Disclosure:

This report has been created for internal use at the Indiana Department of Health. Caution should be taken when interpreting data.



SCHOOL OF MEDICINE
BOWEN CENTER FOR HEALTH
WORKFORCE RESEARCH & POLICY