



Published in final edited form as:

*J Hosp Med.* 2012 September ; 7(7): 580–589. doi:10.1002/jhm.1949.

## Delirium in Hospitalized Patients: Implications of Current Evidence on Clinical Practice and Future Avenues for Research—A Systematic Evidence Review

Babar A. Khan, MD, MS<sup>1,2,3,\*</sup>, Mohammed Zawahiri, MD<sup>2,3</sup>, Noll L. Campbell, PharmD, BCPP, CGP, FASCP<sup>2,3,4,5</sup>, George C. Fox, MD, MRCPsych, Mmedsci<sup>6</sup>, Eric J. Weinstein, MD<sup>7</sup>, Arif Nazir, MD<sup>1</sup>, Mark O. Farber, MD<sup>1</sup>, John D. Buckley, MD, MPH<sup>1</sup>, Alasdair MacLulich, BSc, MRCP (UK), PhD<sup>8</sup>, and Malaz A. Boustani, MD, MPH<sup>1,2,3</sup>

<sup>1</sup>Indiana University School of Medicine, Indianapolis, Indiana

<sup>2</sup>Indiana University Center for Aging Research, Indianapolis, Indiana

<sup>3</sup>Regenstrief Institute, Inc, Indianapolis, Indiana

<sup>4</sup>Department of Pharmacy Practice, College of Pharmacy, Purdue University, West Lafayette, Indiana

<sup>5</sup>Wishard Health Services, Indianapolis, Indiana

<sup>6</sup>Dementia Research Innovation Group, Norwich School of Medicine, University of East Anglia, Norfolk, UK

<sup>7</sup>Tri-State Pulmonary Associates, Cincinnati, Ohio

<sup>8</sup>Edinburgh Delirium Research Group, Geriatric Medicine, Division of Health Sciences and Centre for Cognitive Ageing and Cognitive Epidemiology, University of Edinburgh, Edinburgh, UK

### Abstract

**BACKGROUND**—Despite the significant burden of delirium among hospitalized adults, critical appraisal of systematic data on delirium diagnosis, pathophysiology, treatment, prevention, and outcomes is lacking.

**PURPOSE**—To provide evidence-based recommendations for delirium care to practitioners, and identify gaps in delirium research.

**DATA SOURCES**—Medline, PubMed, the Cochrane Library, and the Cumulative Index to Nursing and Allied Health Literature (CINAHL) information systems from January 1966 to April 2011.

**STUDY SELECTION**—All published systematic evidence reviews (SERs) on delirium were evaluated.

---

© 2012 Society of Hospital Medicine

\*Address for correspondence and reprint requests: Babar A. Khan, MD, MS, Indiana University Center for Aging Research, 410 West 10th St, Ste 2000, Indianapolis, IN 46202; Telephone: 317-423-5633; Fax: 317-423-5695; bakhan@iupui.edu.

Additional Supporting Information may be found in the online version of this article.

Disclosure: This study was supported by the National Institute on Aging (NIA), grant R01AG054205-02; and the National Institute of Mental Health (NIMH), grant R24MH080827-04.

**DATA EXTRACTION**—Three reviewers independently extracted the data regarding delirium risk factors, diagnosis, prevention, treatment, and outcomes, and critically appraised each SER as good, fair, or poor using the United States Preventive Services Task Force criteria.

**DATA SYNTHESIS**—Twenty-two SERs graded as good or fair provided the data. Age, cognitive impairment, depression, anticholinergic drugs, and lorazepam use were associated with an increased risk for developing delirium. The Confusion Assessment Method (CAM) is reliable for delirium diagnosis outside of the intensive care unit. Multicomponent nonpharmacological interventions are effective in reducing delirium incidence in elderly medical patients. Low-dose haloperidol has similar efficacy as atypical antipsychotics for treating delirium. Delirium is associated with poor outcomes independent of age, severity of illness, or dementia.

**CONCLUSION**—Delirium is an acute, preventable medical condition with short- and long-term negative effects on a patient's cognitive and functional states.

---

Delirium is a syndrome of disturbance of consciousness, with reduced ability to focus, sustain, or shift attention, that occurs over a short period of time and fluctuates over the course of the day.<sup>1</sup> It encompasses a variety of cognitive, behavioral, and psychological symptoms including inattention, short-term memory loss, sleep disturbances, agitated behaviors, delusions, and visual hallucinations.<sup>2</sup> Delirium complicates the care of 70% to 80% of mechanically ventilated patients in intensive care units (ICUs).<sup>3</sup> Of 13 million patients aged 65 and older hospitalized in 2002, 10% to 52% had delirium at some point during their admission.<sup>4,5</sup>

Patients experiencing delirium have a higher probability of death during their hospital stay, adjusted for age, gender, race, and comorbidities.<sup>3,6,7</sup> They are more vulnerable to hospital-acquired complications leading to prolonged ICU and hospital stay, new institutionalization, and higher healthcare costs.<sup>3,6,7</sup> Even with such a range of poor outcomes, the rates of delirium recognition are low,<sup>8</sup> resulting in inadequate management.<sup>9</sup> There has been considerable growth in the number of articles published on delirium in recent years. Therefore, it is of value to provide a state-of-the-art summary of robust evidence in the field to healthcare personnel and delirium investigators.

We systematically reviewed the literature to identify published systematic evidence reviews (SERs), which evaluated the evidence on delirium risk factors, diagnosis, pathogenesis, prevention, treatment, and outcomes. We then summarized the data from the methodologically sound SERs to provide the reader with a clinically oriented summary of delirium literature for patient care. We also identify current gaps in delirium literature, and present future directions for delirium investigators to design studies that will enhance delirium care.

## DATA SOURCES AND REVIEW METHODS

The domains of risk factors, diagnosis, pathophysiology, prevention, treatment, and outcomes were selected a priori to capture all relevant SERs regarding delirium based on the framework suggested by the American Delirium Society task force.<sup>10</sup> To maximize article retrieval, a 3-step search strategy was applied. First, we searched the electronic database utilizing OVID Medline, PubMed, the Cochrane Library, and Cumulative Index of Nursing and Allied Health Literature (CINAHL) using the following delirium-specific search terms: delirium, confusion, agitation, mental status change, inattention, encephalopathy, organic mental disorders, and disorientation. We combined the above terms with the following study design terms: technical report, systematic evidence review, systematic review, meta-analysis, editorial, and clinical reviews. We limited our search to human subjects. We excluded studies that: a) enrolled patients aged <18; b) enrolled patients with current or past

*Diagnostic and Statistical Manual of Mental Disorders* (DSM) Axis I psychotic disorders; c) did not have standardized delirium evaluation; d) evaluated alcohol or substance abuse-related delirium; e) did not use a systematic search method for identifying delirium-related articles; and f) evaluated delirium sub-types. We searched articles published from January 1966 through April 2011. Second, a manual search of references of the retrieved papers plus an Internet search using Google Scholar was conducted to find additional SERs. Titles and abstracts were screened by 2 reviewers (B.A.K., M.Z.). Authors of the included studies were contacted as necessary. Third, a library professional at the Indiana University School of Medicine independently performed a literature search, and those results were compared with our search to retrieve any missing SERs.

The methodological quality of each SER was independently assessed by 2 reviewers (B.A.K., M.Z.) using the United States Preventive Services Task Force (USPSTF) Critical Appraisal for SER.<sup>11</sup> This scale assesses parameters that are critical to the scientific credibility of an SER and categorizes the SER as poor, fair, or good (Table 1). The 2 reviewers (B.A.K., M.Z.) used a data extraction form to record the following information from each SER: primary author, publication year, number and type of studies, number of participants and their mean age, study population, method for delirium diagnosis, risk factors, preventive and therapeutic interventions, and outcomes. Any disagreement between reviewers in SER selection, data extraction, or SER appraisal was resolved through discussion with a third reviewer (M.A.B.). The conflicting findings among SERs were resolved by consensus and by including the findings from a good SER over a fair SER.

## RESULTS

Our search yielded 76,060 potential citations, out of which we identified 38 SERs meeting our inclusion criteria (Table 2). Figure 1 outlines our search strategy. Based on the USPSTF criteria, 22 SERs graded as good or fair provided the data to establish our review.

### 1: What Are the Risk Factors for Development of Delirium in Hospitalized Patients?

We found 6 SERs<sup>12-17</sup> that evaluated risk factors for the development of delirium. Three reviews included only surgical patients,<sup>12-14</sup> 1 focused on the intensive care unit (ICU),<sup>15</sup> and the remaining 2 had both medical and surgical patients.<sup>16,17</sup> Risk factors identified in an elective vascular surgery population were age >64, preoperative cognitive impairment, depression, intraoperative blood transfusions, and previous amputation.<sup>12</sup> The risk of incident delirium conferred by general anesthesia compared to regional anesthesia in non-cardiac surgery patients was not significantly different among both groups.<sup>13</sup> One SER<sup>14</sup> focused on the effects of different opioid analgesics on postoperative delirium, and whether route of administration of medicines (intravenous vs epidural) had any impact on delirium. Mepiridine was consistently associated with an increased risk of delirium in elderly surgical patients, but there were no significant differences in postoperative delirium rates among those receiving morphine, fentanyl, or hydromorphone. The rates of delirium did not differ significantly between intravenous and epidural routes of analgesic administration, except in one study where epidural route had more delirium cases, but in 85% of those cases, mepiridine was used as an epidural agent. Risk factors explored in an ICU setting found multiple predisposing and precipitating risk factors, with the surprising finding that age was not a strong predictor of delirium.<sup>15</sup> An association between delirium and drugs with anticholinergic properties was found in 1 SER.<sup>16</sup> There was no causal relationship between structural or functional neuroimaging findings and delirium development.<sup>17</sup>

## 2: What Is the Clinical Utility of Bedside Tools in Delirium Diagnosis?

The accuracy of bedside instruments in diagnosing delirium was assessed in an SER of 25 prospective studies.<sup>18</sup> Among the 11 scales reviewed, the Confusion Assessment Method (CAM) had the most evidence supporting its use as a bedside tool (+likelihood ratio [LR], 9.6; 95% CI [confidence interval], 5.8–16.0; –LR, 0.16; 95% CI, 0.09–0.29). The Folstein minimal status examination (MMSE)<sup>19</sup> (score <24) was the least useful test for identifying delirium (LR, 1.6; 95% CI, 1.2–2.0). Another SER evaluating the psychometric properties of CAM demonstrated a sensitivity of 94% (CI, 91%–97%) and specificity of 89% (CI, 85%–94%).<sup>20</sup> CAM also showed prognostic value with worsening of delirium outcomes depending on the number of CAM items present.<sup>20</sup>

## 3: What Is the Underlying Pathophysiology of Delirium and Is There a Role of Measuring Biomarkers for Delirium?

We found only 1 SER which examined the associations between cerebrospinal fluid biomarkers and delirium.<sup>21</sup> Delirium was associated with raised levels of serotonin metabolites, interleukin-8, cortisol, lactate, and protein. Additionally, higher acetylcholinesterase predicted poor outcome after delirium, and higher dopamine metabolites were associated with psychotic features. Delirium was also associated with reduced levels of somatostatin,  $\beta$ -endorphin, and neuron-specific enolase.

## 4: Can Delirium Be Prevented?

**Nonpharmacologic Interventions**—An SER<sup>22</sup> reviewing multicomponent interventions to prevent delirium identified 2 studies<sup>23,24</sup> showing statistically significant results. In the Yale Delirium Prevention Trial,<sup>23</sup> the intervention was targeted toward minimizing 6 risk factors in elderly patients (>70 years of age) admitted to a general medicine service, who did not have delirium at the time of admission, but were at risk for delirium development. The interventions included: orientation activities for the cognitively impaired, early mobilization, preventing sleep deprivation, minimizing the use of psychoactive drugs, use of eyeglasses and hearing aids, and treating volume depletion. The incidence of delirium was 9.9% with this intervention compared with 15% in the usual care group (OR [odds ratio], 0.60; 95% CI, 0.39–0.92).<sup>23</sup> The other studied patients with hip fractures, randomized to either standard care versus the addition of a geriatrics consultation preoperatively or immediately after hip repair, providing recommendations based on a structured protocol.<sup>24</sup> The incidence of delirium during hospitalization was 32% in the geriatrics consultation group versus 50% in the standard care group (OR, 0.48; 95% CI, 0.23–0.98; relative risk [RR], 0.64; 95% CI, 0.37–0.98), but there was no difference in duration of delirium.<sup>24</sup>

**Pharmacologic Interventions**—A Cochrane review found 6 randomized controlled trials for preventing delirium in hospitalized surgical patients.<sup>25</sup> Low-dose haloperidol prophylaxis was found to be effective in reducing the severity (mean difference in delirium rating scale score of 4.0 [95% CI, 2.0–5.8]) and duration of delirium (RR, –6.44; 95% CI, –7.64 to –5.24), along with shortening the length of hospital stay (mean difference in hospital days, 5.5; 95% CI, 1.4–2.3) in hip surgery patients, but it did not prevent delirium occurrence.<sup>26</sup> A review by Campbell et al evaluated 9 studies testing pharmacological interventions in preventing delirium in surgical patients.<sup>27</sup> Use of a single-dose risperidone after cardiac surgery decreased delirium incidence compared to placebo.<sup>28</sup> Donepezil and citicoline showed no benefit in preventing delirium.<sup>29–31</sup> Early restoration of sleep cycles with the use of a benzodiazepine/opiate combination and pain control with gabapentin postoperatively reduced delirium incidence.<sup>32,33</sup> Interventions started on day of surgery and

continued for up to 3 days postoperatively were found to be effective in reducing delirium incidence.<sup>27</sup>

## 5: How Should Delirium Be Treated?

**Nonpharmacologic Interventions**—The multicomponent intervention SER<sup>22</sup> mentioned above evaluated the efficacy of interventions ranging from a geriatric psychiatric consultation and a nursing liaison to assess patients' daily pain management, to treating hypoxemia and other metabolic derangements along with a standardized screening tool for early detection of delirium. Delirious patients randomized to a geriatrician or a geriatric psychiatrist's consultation making treatment decisions, along with daily visits by a nursing liaison, resulted in improvement in short portable mental status questionnaire scores (SPMSQ) from 8.2 to 7.9, two weeks after admission, whereas the usual care group showed a deterioration in scores (8.4 to 9.1).<sup>34</sup> Though by week 8, the difference between both groups disappeared. While the severity and recurrence rates of delirium were unchanged, the trial by Inouye et al<sup>23</sup> evaluating 6 standardized intervention protocols showed a significant reduction in the total number of hospital days with delirium (105 vs 161 days,  $P=0.02$ ). Training of nurses to use a delirium screening instrument to identify delirium in hip fracture patients, along with prompt implementation of interventions based on a nursing guide for evaluation of causes of delirium, resulted in a shorter duration of delirium (median = 1 day vs 4 days,  $P=0.03$ ) and severity, compared to the usual care group.<sup>35</sup> Daily assessment by a gerontological nurse resulted in greater improvement in functional status (21% vs 10%).<sup>36</sup> No difference in patients' length of stay or mortality was demonstrated in any of the studies included in the review.<sup>22</sup> A Cochrane review assessing efficacy of multidisciplinary interventions for reducing delirium in cognitively impaired patients did not identify any studies.<sup>37</sup>

**Pharmacologic Interventions**—We identified 7 SERs,<sup>27,38–43</sup> addressing the efficacy and safety of various pharmacological interventions to treat delirium. Campbell et al suggested that blocking the dopaminergic system with neuroleptics, and reducing the exposure to lorazepam, might reduce delirium severity and duration among hospitalized elders, including those in the ICU.<sup>27</sup> There was no advantage of using atypical neuroleptics over haloperidol. Low-dose haloperidol use was associated with reduced delirium severity and duration in hip surgery patients.<sup>26</sup> Seitz et al<sup>38</sup> evaluated the efficacy and safety of antipsychotics (haloperidol, olanzapine, quetiapine, risperidone, mianserin, and lorazepam) in treating delirium symptoms. They evaluated prospective single-agent and comparison trials. None of the studies included a placebo group. An improvement in delirium severity was observed in the majority of studies, but there was no advantage of one agent over the other in comparison trials. Most trials were underpowered to detect a clinically significant difference and are of short duration (<7 days) to adequately assess for delirium resolution.

A Cochrane review<sup>39</sup> comparing the efficacy of haloperidol over risperidone and olanzapine for treating delirium showed similar findings as Campbell and colleagues' SER.<sup>27</sup> The decrease in delirium severity scores was not significantly different using low-dose haloperidol (<3.0 mg per day) compared with olanzapine and risperidone (OR, 0.63; 95% CI, 0.29–1.38;  $P=0.25$ ). High-dose haloperidol (>4.5 mg per day) was associated with an increased incidence of extrapyramidal adverse effects. The role of drug therapy for delirium in terminally ill adult patients was evaluated in a Cochrane review<sup>40</sup> and by Weber et al.<sup>41</sup> They suggested the use of haloperidol or chlorpromazine in reducing delirium in acquired immune deficiency syndrome (AIDS) patients. Benzodiazepines were ineffective for treatment of non-alcohol withdrawal delirium.<sup>42</sup> In mechanically ventilated ICU patients, dexmedetomidine treatment increased number of delirium/coma-free days compared with

lorazepam (7 vs 3 days,  $P = 0.01$ ).<sup>42</sup> Cholinesterase inhibitor donepezil did not decrease duration of delirium compared to placebo in postoperative orthopedic patients.<sup>43</sup>

## 6: What Is the Impact of Delirium on Patient Outcomes?

We found 4 SERs.<sup>44–47</sup> Persistent delirium defined as delirium present on admission and at the time of discharge or beyond, and its impact on outcomes in older hospitalized patients, was evaluated in 1 SER. The combined proportions of patients with persistent delirium at discharge, 1, 3, and 6 months were 44.7%, 32.8%, 25.6%, and 21%, respectively.<sup>44</sup> Evaluation of prognosis was complicated by small number of subjects and differences in length of follow up.

Delirium in elderly (>65 years) patients was associated with an increased risk of death<sup>45,46</sup> compared with controls, with a mortality rate of 38% in delirious patients compared to 27.5% in controls (hazard ratio[HR], 1.95; 95% CI, 1.51–2.52).<sup>45</sup> This association persisted independent of preexisting dementia. Patients with delirium compared to controls were also at increased risk of institutionalization (33.4% vs 10.7%) (OR, 2.41; 95% CI, 1.77–3.29) and dementia (62.5% vs 8.1%) (OR, 12.52; 95% CI, 1.86–84.21).<sup>45</sup> In patients with dementia, delirium increased the risk of 30-day rehospitalization and admission to long-term care, compared to patients with dementia or delirium alone.<sup>47</sup>

## DISCUSSION AND CLINICAL IMPLICATIONS

Our study identified age, cognitive impairment, depression, and mepiridine use for analgesia as risk factors for delirium in surgical patients. Drugs with anticholinergic properties were implicated in delirium development in both medical and surgical patients. The CAM has the best available data to be used as a diagnostic tool for delirium. Multicomponent interventions to prevent delirium occurrence are effective in a non-cognitively impaired population, and low-dose haloperidol prophylaxis decreases delirium duration and severity without affecting delirium incidence in hip surgery patients. There is no advantage of using atypical antipsychotics over haloperidol in treating delirium, and low-dose haloperidol is as effective as a higher dose without unwarranted extrapyramidal side effects. Delirium carries a poor prognosis with an increased risk of death, institutionalization, and dementia.

Hospitals may benefit from implementing multicomponent strategies, focusing on at-risk elderly medical and surgical patients, administered by a multidisciplinary team to reduce delirium incidence. For ICU physicians and administrators, development of sedation guidelines minimizing the use of benzodiazepines will decrease the risk of delirium development.

A structured approach in diagnosing delirium is required to maximize identification. Use of the CAM, based on best available data is recommended. However, the length of time in doing the CAM (more than 10 minutes with the requisite mental status examination) and insensitivity in nonexpert hands suggest a need for alternative screening tools. Haloperidol should be the preferred first-line pharmacological therapy for delirium, with atypical antipsychotics reserved for patients with contraindications to haloperidol or those who are refractory to therapy with haloperidol. Figure 2 delineates a clinical model for delirium management derived from the findings in the Results section.

## FUTURE RESEARCH DIRECTIONS

We identified multiple areas without clear guidelines that could provide opportunities for future research. A role for routine delirium screening can be clarified through a well-designed delirium screening trial investigating the benefits of delirium screening, coupled

with a multicomponent intervention versus usual care. Use of pharmacotherapy in delirium prevention needs to be explored further in a large randomized trial, with 3 arms to compare typical antipsychotics, atypical antipsychotics, and placebo in patients at risk for delirium with a primary outcome of delirium incidence. In regard to delirium treatment, a large randomized trial to compare haloperidol with atypical antipsychotics, with a placebo arm focusing not only on delirium duration and severity, but also on long-term outcomes such as rehospitalizations, institutionalization, cognitive impairment, and mortality, is warranted. Figure 3 points out potential areas for researchers to investigate hypotheses generated by our review and thereby improve delirium care.

To our knowledge, our SER presents the first summary of SERs in delirium. Prior to this review, Michaud et al<sup>9</sup> and National Institute for Health and Clinical Excellence<sup>48</sup> published delirium guidelines, but in both of these guidelines, evidence was collected from a multitude of studies ranging in methodology from scientific review and meta-analysis to observational studies, and the majority of recommendations were based on expert opinion. On the contrary, our review was limited to rigorously conducted SERs; hence, we utilized the highest level, critically appraised evidence to provide guidance to clinicians and researchers.

Limitations include a diverse group of studies with a heterogeneous population of patients, preventing pooling of results. We did not review each individual study included in the 38 SERs. We excluded non-English language SERs, studies evaluating delirium subtypes, alcohol or substance abuse-related delirium, or delirium associated with psychiatric disorders. As we only reviewed SERs, some notable studies not included in the SERs may have been missed.

## CONCLUSION

Delirium among hospitalized patients is a common syndrome with a significant burden to the healthcare system and society. The field of delirium has seen considerable advances in diagnosis, prevention, and treatment over the last decade. Even with this advancement, there are still areas of uncertainty, such as: the benefits and costs of delirium screening; the benefits and harms of single or combined pharmacological agents for delirium prevention and treatment; the development of a set of reliable biomarkers for delirium diagnosis, prognosis, and response to therapy; the long-term effect of delirium-specific therapeutics on patients' cognitive, physical, and psychological functions; and the relationship between delirium and the development of Alzheimer's disease. As our understanding of delirium's impact on patients and healthcare improves, delirium should be identified as an indicator of poor long-term prognosis, and should prompt immediate and effective evidence-based management strategies, like any other critical illness.

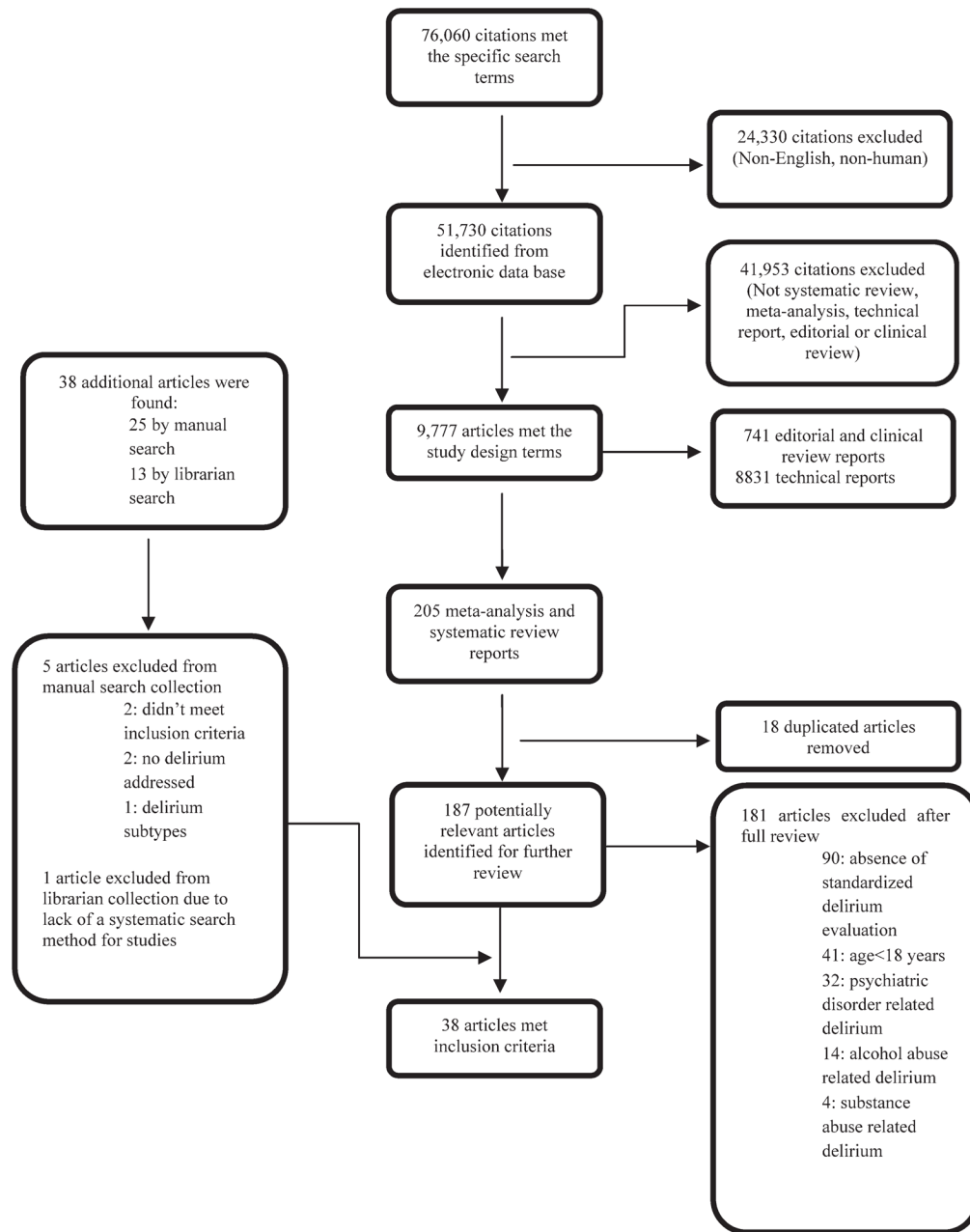
## References

1. Inouye SK, Van Dyck CH, Alessi CA, Balkin S, Siegel AP, Horwitz RI. Clarifying delirium: the confusion assessment method. A new method for detection of delirium. *Ann Intern Med.* 1990; 113(12):941–948. [PubMed: 2240918]
2. Trzepacz PT, Scwabassi RJ, van Theil DH. Delirium; a subcortical phenomenon? *J Neuropsychiatry Clin Neurosci.* 1989; 1(3):283–290. [PubMed: 2521072]
3. Lin SM, Liu CY, Wang CH, et al. The impact of delirium on the survival of mechanically ventilated patients. *Crit Care Med.* 2004; 32(11):2254–2259. [PubMed: 15640638]
4. DeFrances CJ, Hall MJ. 2002 National Hospital Discharge Survey. *Adv Data.* 2004; 342:1–29. [PubMed: 15174387]
5. Boustani, M.; Buttar, A. Delirium in hospitalized older adults. In: Ham, R.; Sloane, P.; Warshaw, G.; Bernard, M.; Flaherty, E., editors. *Primary Care Geriatrics, a Case-Based Approach.* 5. Philadelphia, PA: Mosby/Elsevier; 2007. p. 210-218.

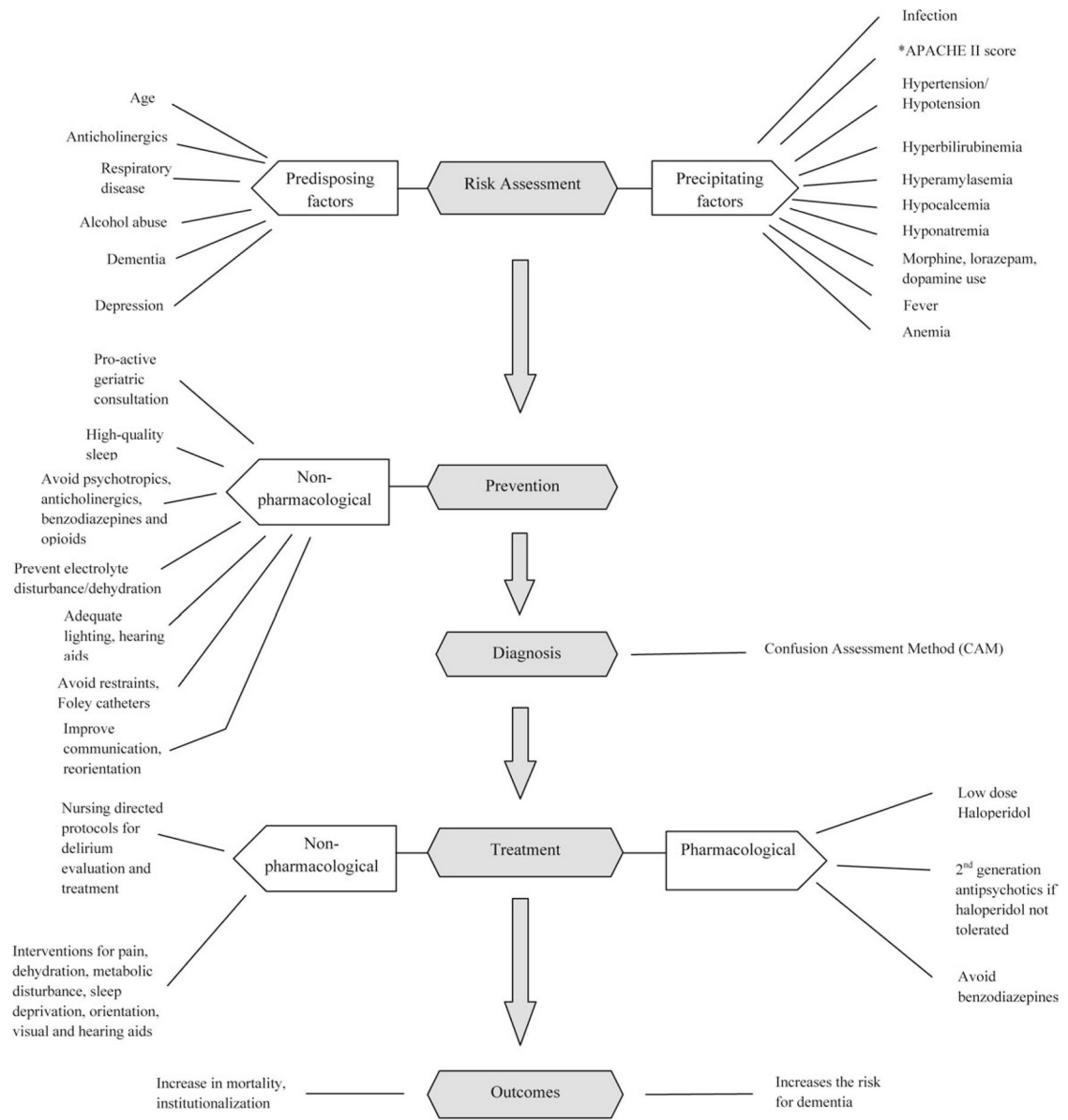
6. Jackson JC, Gordon SM, Hart RP, Hopkins RO, Ely EW. The association between delirium and cognitive decline: a review of the empirical literature. *Neuropsychol Rev.* 2004; 14(2):87–98. [PubMed: 15264710]
7. Milbrandt EB, Deppen S, Harrison PL, et al. Costs associated with delirium in mechanically ventilated patients. *Crit Care Med.* 2004; 32(4):955–962. [PubMed: 15071384]
8. Collins N, Blanchard MR, Tookman A, Sampson EL. Detection in delirium in the acute hospital. *Age Ageing.* 2010; 39(1):131–135. [PubMed: 19917632]
9. Michaud L, Bula C, Berney A, et al. for the Delirium Guidelines Development Group. Delirium: guidelines for general hospitals. *J Psychosom Res.* 2007; 62(3):371–383. [PubMed: 17324689]
10. Rudolph JL, Boustani M, Kamholz B, Shaughnessey M, Shay K. Delirium: a strategic plan to bring an ancient disease into the 21st century. *J Am Geriatr Soc.* 2011; 59:S237–S240. [PubMed: 22091566]
11. Harris RP, Helfand M, Woolf SH, et al. for the Methods Work Group. Third US Preventive Services Task Force. Current methods of the US Preventive Services Task Force: a review of the process. *Am J Prev Med.* 2001; 20:21–35. [PubMed: 11306229]
12. Balasundaram B, Holmes J. Delirium in vascular surgery. *Eur J Vasc Endovasc Surg.* 2007; 34(2): 131–134. [PubMed: 17498980]
13. Bryson GL, Wyand A. Evidence-based clinical update: general anesthesia and the risk of delirium and postoperative cognitive dysfunction. *Can J Anaesth.* 2006; 53(7):669–677. [PubMed: 16803914]
14. Fong HK, Sands LP, Leung JM. The role of postoperative analgesia in delirium and cognitive decline in elderly patients: a systematic review. *Anesth Analg.* 2006; (4):1255–1266. [PubMed: 16551934]
15. Van Rompaey B, Schuurmans MJ, Shortridge-Baggett LM, Truijen S, Bossaert L. Risk factors for intensive care delirium: a systematic review. *Intensive Crit Care Nurs.* 2008; 24(2):98–107. [PubMed: 17949984]
16. Campbell N, Boustani M, Limbel T, et al. The cognitive impact of anticholinergics: a clinical review. *Clin Interv Aging.* 2009; 4:225–233. [PubMed: 19554093]
17. Soiza RL, Sharma V, Ferguson K, Shenkin SD, Seymour DG, MacLulich AM. Neuroimaging studies of delirium: a systematic review. *J Psychosom Res.* 2008; 65(3):239–248. [PubMed: 18707946]
18. Wong CL, Holroyd-Leduc J, Simel DL, Straus SE. Does this patient have delirium? Value of bedside instruments. *JAMA.* 2010; 304(7):779–786. [PubMed: 20716741]
19. Folstein MF, Folstein SE, MacHugh Pr. “Mini-mental state.” A practical method for grading the cognitive state of patients for the clinician. *J Psychiatr Res.* 1975; 12(3):189–198. [PubMed: 1202204]
20. Wei LA, Fearing MA, Sternberg EJ, Inouye SK. The confusion assessment method: a systematic review of current usage. *J Am Geriatr Soc.* 2008; 56(5):823–830. [PubMed: 18384586]
21. Hall RJ, Shenkin SD, MacLulich AMJ. A systematic literature review of cerebrospinal fluid biomarkers in delirium. *Dement Geriatr Cogn Disord.* 2011; 32:9–93.
22. Milisen K, Lemiengre J, Braes T, Foreman MD. Multicomponent intervention strategies for managing delirium in hospitalized older people; systematic review. *J Adv Nurs.* 2005; 52(1):79–90. [PubMed: 16149984]
23. Inouye SK, Bogardus ST Jr, Charpentier PA, et al. A multicomponent intervention to prevent delirium in hospitalized older patients. *N Engl J Med.* 1999; 340(9):669–676. [PubMed: 10053175]
24. Marcantonio ER, Flacker JM, Wright RJ, Resnick NM. Reducing delirium after hip fracture: a randomized trial. *J Am Geriatr Soc.* 2001; 49(5):516–522. [PubMed: 11380742]
25. Siddiqi N, Holt R, Britton AM, Holmes J. Interventions for preventing delirium in hospitalized patients. *Cochrane Database Syst Rev.* 2007; 2:CD005563.10.1002/14651858.CD005563 [PubMed: 17443600]
26. Kalisvaart KJ, de Jonghe JF, Bogaards MJ, et al. Haloperidol prophylaxis for elderly hip-surgery patients at risk for delirium: a randomized placebo-controlled study. *J Am Geriatr Soc.* 2005; 53(10):1658–1666. [PubMed: 16181163]

27. Campbell N, Boustani M, Ayub A, et al. Pharmacological management of delirium in hospitalized adults: a systematic evidence review. *J Gen Intern Med.* 2009; 24:848–853. [PubMed: 19424763]
28. Prakanrattana U, Prapaitrakool S. Efficacy of risperidone for prevention of postoperative delirium in cardiac surgery. *Anaesth Intensive Care.* 2007; 35(5):714–719. [PubMed: 17933157]
29. Liptzin B, Laki A, Garb JL, Fingerth R, Krushell R. Donepezil in the prevention and treatment of post-surgical delirium. *Am J Geriatr Psychiatry.* 2005; 13:1100–1106. [PubMed: 16319303]
30. Sampson EL, Raven PR, Ndhlovu PN, et al. A randomized, double-blind, placebo-controlled trial of donepezil hydrochloride (Aricept) for reducing the incidence of postoperative delirium after elective total hip replacement. *Int J Geriatr Psychiatry.* 2007; 22:343–349. [PubMed: 17006875]
31. Diaz V, Rodriguez J, Barrientos P, et al. Use of procholinergics in the prevention of postoperative delirium in hip fracture surgery in the elderly. A randomized controlled trial [in Spanish]. *Rev Neurol.* 2001; 33(8):716–719. [PubMed: 11784964]
32. Aizawa K-I, Kanai T, Saikawa Y, et al. A novel approach to the prevention of postoperative delirium in the elderly after gastrointestinal surgery. *Surg Today.* 2002; 32:310–314. [PubMed: 12027195]
33. Leung JM, Sands LP, Rico M, et al. Pilot clinical trial of gabapentin to decrease postoperative delirium in older patients. *Neurology.* 2006; 67(7):1251–1253. [PubMed: 16914695]
34. Cole MG, Primeau FJ, Bailey RF, et al. Systematic intervention for elderly inpatients with delirium: a randomized clinical trial. *Can Med Assoc J.* 1994; 151:965–970. [PubMed: 7922932]
35. Milisen K, Foreman MD, Abraham IL, et al. A nurse-led interdisciplinary intervention program for delirium in elderly hip-fracture patients. *J Am Geriatr Soc.* 2001; 49:523–532. [PubMed: 11380743]
36. Wanich CK, Sullivan-Marx EM, Gottlieb GL, Johnson JC. Functional status outcomes of a nursing intervention in hospitalized elderly. *Image J Nurs Sch.* 1992; 24:201–220. [PubMed: 1521848]
37. Britton A, Russell R. Multidisciplinary team interventions for delirium in patients with chronic cognitive impairment. *Cochrane Database Syst Rev.* 2001; 1:CD000395. Update in: *Cochrane Database Syst Rev.* 2004;2:CD000395. [PubMed: 11279689]
38. Seitz DP, Gill SS, van Zyl LT. Antipsychotics in the treatment of delirium: a systematic review. *J Clin Psychiatry.* 2007; 68(1):11–21. [PubMed: 17284125]
39. Lonergan E, Britton AM, Luxenberg J. Antipsychotics for delirium. The Cochrane Collaboration. The Cochrane Library. 2009; 1:1–117.
40. Jackson KC, Lipman AG. Drug therapy for delirium in terminally ill patients. *Cochrane Database Syst Rev.* 2004; 2:CD004770. [PubMed: 15106261]
41. Weber JB, Coverdale JH, Kunik ME. Delirium: current trends in prevention and treatment. *J Intern Med.* 2004; 34(3):115–121.
42. Lonergan E, Luxenberg J, Areosa Sastre A, Wyller TB. Benzodiazepines for delirium. *Cochrane Database Syst Rev.* 2009; 1:CD006379. Update in: *Cochrane Database Syst Rev.* 2009;4:CD006379. [PubMed: 19160280]
43. Overshott R, Karim S, Burns A. Cholinesterase inhibitors for delirium. *Cochrane Database Syst Rev.* 2008; 1:CD005317. [PubMed: 18254077]
44. Cole MG, Ciampi A, Belzile E, Zhong L. Persistent delirium in older hospital patients: a systematic review of frequency and prognosis. *Age Ageing.* 2009; 38(1):19–26. [PubMed: 19017678]
45. Witlox J, Eurelings LS, de Jonghe JF, Kalisvaart KJ, Eikelenboom P, van Gool WA. Delirium in elderly patients and the risk of postdischarge mortality, institutionalization, and dementia: a metaanalysis. *JAMA.* 2010; 304(4):443–451. [PubMed: 20664045]
46. Siddiqi N, House AO, Holmes JD. Occurrence and outcome of delirium in medical in-patients: a systematic literature review. *Age Ageing.* 2006; 35(4):350–364. [PubMed: 16648149]
47. Fick DM, Agostini J, Inouye SK. Delirium superimposed on dementia: a systematic review. *J Am Geriatr Soc.* 2002; 50(10):1723–1732. [PubMed: 12366629]
48. National Institute for Health and Clinical Excellence. [Accessed October 1, 2011] NICE guidelines for delirium diagnosis, prevention and management. Available at: <http://www.ice.ork.uk/guidelines>

49. Dasgupta M, Dumbrell AC. Preoperative risk assessment for delirium after noncardiac surgery: a systematic review. *J Am Geriatr Soc.* 2006; 54(10):1578–1589. [PubMed: 17038078]
50. Elie M, Cole MG, Primeau FJ, Bellavance F. Delirium risk factors in elderly hospitalized patients. *J Gen Intern Med.* 1998; 13(3):204–212. [PubMed: 9541379]
51. Van der Mast RC, Roest FH. Delirium after cardiac surgery: a critical review. *J Psychosom Res.* 1996; 41(1):13–30. [PubMed: 8887815]
52. Van Munster BC, Borevaar JC, Zwinderman AH, Leeftang MM, de Rooij SEJA. The association between delirium and the apolipoprotein E epsilon 4 allele: new study results and a meta-analysis. *Am J Geriatr Psychiatry.* 2009; 17:856–862. [PubMed: 19910874]
53. Adamis D, Van Munster MC, Macdonald AJ. The genetics of deliria. *Int Rev Psychiatry.* 2009; 21(1):20–29. [PubMed: 19219710]
54. Steis MR, Fick DM. Are nurses recognizing delirium? A systematic review. *J Gerontol Nurs.* 2008; 34(9):40–48. [PubMed: 18795564]
55. Devlin JW, Fong JJ, Fraser GL, Riker RR. Delirium assessment in the critically ill. *Intensive Care Med.* 2007; 33(6):929–940. [PubMed: 17401550]
56. Cole MG, Primeau F, McCusker J. Effectiveness of interventions to prevent delirium in hospitalized patients: a systematic review. *Can Med Assoc J.* 1996; 155(9):1263–1268. [PubMed: 8911292]
57. Bourne RS, Tahir TA, Borthwick M, Sampson EL. Drug treatment of delirium: past, present and future. *J Psychosom Res.* 2008; 65(3):273–282. [PubMed: 18707951]
58. Bitsch M, Foss N, Kristensen B, Kehlet H. Pathogenesis of and management strategies for postoperative delirium after hip fracture: a review. *Acta Orthop Scand.* 2004; 75(4):378–389. [PubMed: 15370579]
59. Lacasse H, Perreault MM, Williamson DR. Systematic review of antipsychotics for the treatment of hospital-associated delirium in medically or surgically ill patients. *Ann Pharmacother.* 2006; 40(11):1966–1973. [PubMed: 17047137]
60. Peritogiannis V, Stefanou E, Lixouriotis C, Gkogkos C, Rizos DV. Atypical antipsychotics in the treatment of delirium. *Psychiatry Clin Neurosci.* 2009; 63(5):623–631. [PubMed: 19674385]
61. Cole MG, Primeau FJ. Prognosis of delirium in elderly hospital patients. *Can Med Assoc J.* 1993; 149(1):41–46. [PubMed: 8319153]

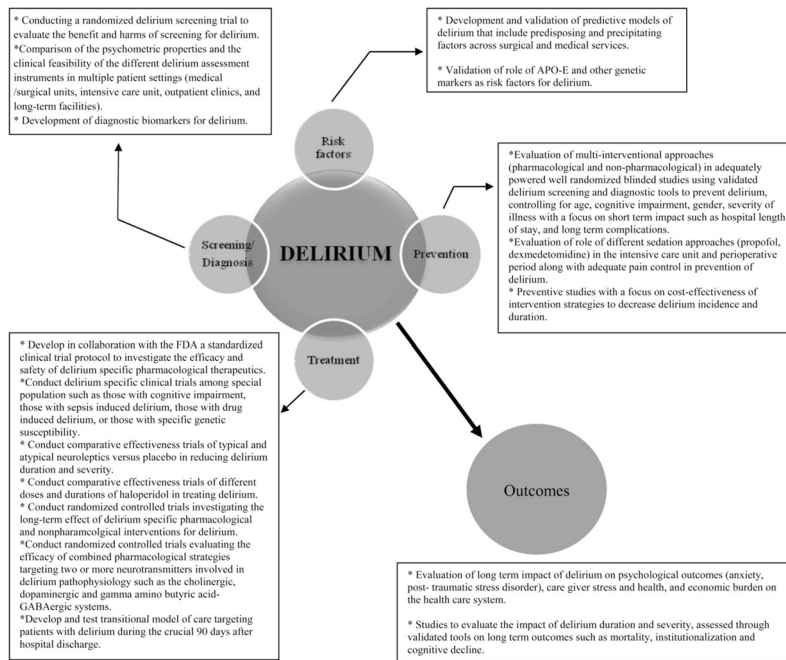


**FIG. 1.** Presentation of the bibliographic search.



\*APACHE: Acute Physiology and Chronic Health Evaluation.

**FIG. 2.** Clinical model delineating delirium risk assessment, diagnosis, prevention, treatment, and outcomes.



**FIG. 3.** Potential areas for future delirium research. Abbreviations: APO-E, apolipoprotein E; FDA, US Food and Drug Administration.

**TABLE 1**

## United States Preventive Services Task Force Critical Appraisal Scale for Systematic Evidence Reviews

<b>Criteria</b>	<b>Rating Definition</b>
Recent, relevant review with comprehensive sources and search strategies	Good: If all the criteria are met
Explicit and relevant selection criteria	
Standard appraisal of included studies	
Valid conclusion	
Recent, relevant review that is not clearly biased but lacks comprehensive sources and search strategies	Fair: If this criterion is met
Outdated, irrelevant, or biased review	Poor: If one or more of the criteria are met
There is no systematic search for studies	
There are no explicit selection criteria	
There is no standard appraisal of studies	

TABLE 2

## Summary of Systematic Evidence Reviews in Delirium

Author (Year)	Studies (n)/ Participants (n)	Mean Age (Years)	Study Type	Service	Delirium/Cognition Assessment Scales	Review Objectives *	Rating
Van Rompaey et al <sup>15</sup> (2008)	6/7,114	61.2	Prospective cohort, retrospective analysis	ICU (medical, surgical, coronary, mixed)	CAM-ICU, psychiatric interview, ICU delirium screening checklist	1/Risk factors	Fair
Bryson and Wyand <sup>13</sup> (2006)	18/3,473	71.93	RCT	Surgery	Mattis-Kovner Verbal Recall and Recognition, GDS, DST, DSM-III, AMT, PRT, FOMTL, DCT, FPU, GEMS, WAIS-R, Meta Memory Questionnaire, National Adult Reading Test	1/Risk factors	Good
Fong et al <sup>14</sup> (2006)	9/1,078	63.1	RCT, case control, prospective cohort, retrospective cohort	Surgery	CAM, DSM-III, MMSE, SPMSQ, Digit-Symbol Substitution Test, Trailmaking B Test	1/Risk factors	Fair
Adamis et al <sup>53</sup> (2009)	6/882	54.59	Case control	Medicine, ICU, surgery	CAM, DRS, DSM-III-R, DSM-IV, ICD-10	1/Risk factors	Poor
Balasingam and Holmes <sup>12</sup> (2007)	4/364	66.8	Prospective cohort	Surgery	CAM, DRS, HDS-R, DSM-IV	1/Risk factors	Good
Dasgupta and Dumbrell <sup>49</sup> (2006)	25/5,175	72.5	Prospective observational	Surgery	CAM, DSM-III/IV	1/Risk factors	Poor
Elie et al <sup>50</sup> (1998)	27/1,365	75.7	Prospective	Medicine, surgery, psychiatry	CAM, NFRD, MMSE, MSQ, SPMSQ	1/Risk factors	Poor
Van Munster et al <sup>52</sup> (2009)	5/1,099	77.86	Cohort	Medicine, surgery	CAM, DRS	1/Risk factors	Poor
Van der Mast and Roest <sup>51</sup> (1996)	57/6,129	48.2	Prospective control, retrospective	Surgery	Psychiatric interview, chart review for signs of delirium, DSM-III, MMSE	1/Risk factors	Poor
Campbell et al <sup>16</sup> (2009)	27/8,492	71.35	Longitudinal cohort, cross-sectional, case control	Medicine, surgery, ICU, psychiatry	CAM, CAM-ICU, DSI, DSM-III/III-R/IV, SDC, MMSE, Verbal N-Back Test, BCRS, WMS	1/Risk factors	Fair
Soiza et al <sup>17</sup> (2008)	12/764	72.4	Cohort, case control, case series	Medicine, ICU, psychiatry	CAM, DSM-III/III-R/IV	1/Risk factors	Good
Michaud et al <sup>9</sup> (2007)	29/NA	76.7	RCT, cohort	Medicine, surgery	CAM, BOMC, DRS, MDAS, ICD-10, DSM-IV, MMSE	1/Risk factors, 2/Diagnosis, 4/Prevention, 5/Treatment	Fair
Steis and Fick <sup>54</sup> (2008)	10/3,059	72.5	Prospective clinical trials, retrospective, observational, case study	Medicine, surgery, ICU	DSM-III/IV	2/Diagnosis	Poor
Wei et al <sup>20</sup> (2008)	7/1,071	70.17	Validation, adaptation, translation, application	ICU, ED, medicine, surgery	CAM, CAM-ICU, DSM-IV, NH-CAM, DI	2/Diagnosis	Good
Wong et al <sup>18</sup> (2010)	25/3,027	72.76	Prospective clinical studies	Medicine, surgery	CAC, CAM, DOSS, DRS, DRS-R-98, Digit Span Test, GAR, MDAS, MMSE, Nu-DESC, Vigilance A Test	2/Diagnosis	Fair
Devlin et al <sup>55</sup> (2007)	12/2,106	61.8	Validation studies	ICU	CAM, ICDS-C, CTD, ROC, DSM-III/IV, DDS, MMSE	2/Diagnosis	Poor
Fick et al <sup>47</sup> (2002)	14/7,701	79.51	Prospective cohort, retrospective cohort, cross-sectional, clinical trials	Medicine, surgery, ED	CAM, DRS, DSM-III/III-R/IV, CERAD, NINCDS-ADRDA, IQCODE, MMSE	2/Diagnosis, 4/Prevention, 6/Prognosis	Fair
Siddiqi et al <sup>46</sup> (2006)	40/12,220 28/4,915	78.8	Prospective cohort, cross-sectional, case-controlled trials	Medicine	CAM, DRS, MDAS, SPMSQ, DSM-III/III-R/IV, MSQ, MMSE, BPRS, IQCODE, GHQ BAS	2/Diagnosis, 6/Prognosis	Fair

Hall et al <sup>21</sup> (2011)	5/315	71.13	Prospective cohort	Medicine, surgery, psychogeriatric	DSM-III/III-R/IV, MMSE, DRS, CAM, IQCODE, GDS	3/Pathophysiology	Good
Cole et al <sup>56</sup> (1996)	10/999	71.6	Randomized and nonrandomized trials	Medicine, surgery	DSM-III, SPMSQ	4/Prevention	Poor
Siddiqi et al <sup>25</sup> (2007)	6/833	76.67	RCT	Surgery	CAM, DRS-R-98, DSM-III/IV, DSI, MDAS, AMT, MMSE, OBS	4/Prevention	Good
Campbell et al <sup>27</sup> (2009)	13/1,305	65.8	RCT	Medicine, surgery, ICU	MDAS, DRS-R-98	4/Prevention, 5/Treatment	Good
Weber et al <sup>41</sup> (2004)	13/1,650	73.99	RCT, non-RCT, clinical trials, meta-analysis, case report	Medicine, surgery	CAM, MDAS, DSI, DRS, DSM-III-R/IV, MMSE	4/Prevention, 5/Treatment	Fair
Milisen et al <sup>22</sup> (2005)	7/1,683	80.73	RCT, controlled trials, before-after study	Medicine, surgery	CAM, DSM-III, SPMSQ, MMSE	4/Prevention, 5/Treatment	Good
Loneragan et al <sup>39</sup> (2009)	3/629	74.5	RCT	Medicine, surgery	CAM, DRS, DRS-R-98, MDAS, CGI, DSM-IV	5/Treatment	Good
Jackson and Lipman <sup>40</sup> (2004)	1/30	39.2	RCT	Medicine	DRS, DSM-III-R	5/Treatment	Good
Loneragan et al <sup>42</sup> (2009)	1/106	54.5	RCT	ICU	CAM-ICU	5/Treatment	Good
Bourne et al <sup>57</sup> (2008)	33/1,880	60.99	RCT, prospective trials, comparative trials	Medicine, surgery	DRS	4/Prevention, 5/Treatment	Poor
Bitsch et al <sup>58</sup> (2004)	12/1,823	79.02	Prospective, descriptive	Surgery	CAM, MDAS, DSI, OBS, MMSE	4/Prevention, 5/Treatment	Poor
Overshott et al <sup>43</sup> (2008)	1/80	67	RCT	Surgery	CAM, DSI, DSM-IV, MMSE	5/Treatment	Good
Lacasse et al <sup>59</sup> (2006)	4/158	60.8	RCT	Medicine, surgery	CAM, DRS-R-98, MDAS, DI, DSM-III-R/IV, MMSE	5/Treatment	Poor
Peritiogiannis et al <sup>60</sup> (2009)	23/538	62.84	RCT, retrospective, open label	Medicine, surgery	DRS, DRS-R-98, DRS-R-98-J, MDAS, DI, 10-Point Visual Analog Scale	5/Treatment	Poor
Seitz et al <sup>38</sup> (2007)	14/448	63.09	Prospective	Medicine, surgery, ICU	DSM-III/III-R/IV-TR, CAM, DRS-R-98, MDAS, DI	5/Treatment	Good
Britton and Russell <sup>37</sup> (2001/2004)	1/227	82.35	RCT	Medicine	CAM, SPMSQ, DSM-III-R, MMSE	5/Treatment	Good
Jackson et al <sup>6</sup> (2004)	9/1,885	77.68	Prospective, descriptive	Medicine, surgery, ICU, psychiatry	CAM, CAM-ICU, DRS, MMSE, DSM	6/Prognosis	Poor
Cole et al <sup>44</sup> (2009)	18/1,322	81.3	Prospective cohort	Medicine, surgery	CAM, DSM-III/III-R/IV, ICD-10, OBS	6/Prognosis	Good
Witlox et al <sup>45</sup> (2010)	42/5,777	79.96	Observational	Medicine, surgery	DSM, patient interview	6/Prognosis	Good
Cole and Primeau <sup>61</sup> (1993)	8/573	77.25	Prospective trials	Medicine, surgery, psychiatry	DSM-I/III	6/Prognosis	Poor

**Abbreviations:** AMT, Abbreviated Mental Test; BCRS, Brief Cognitive Rating Scale; BOMC, Blessed Orientation-Memory-Concentration; BPRS, Brief Psychiatric Rating Scale; CAC, Clinical Assessment of Confusion; CAM, Confusion Assessment Method; CAM-ICU, Confusion Assessment Method-Intensive Care Unit; CERAD, Consortium to Establish a Registry for Alzheimer's Disease; CGI, Clinical Global Impression scale; CTG, Digit Copying Test; DDS, Delirium Detective Score; DI, Delirium Index; DOSS, Delirium Observation Screening Scale; DRS, Delirium Rating Scale; DRS-R-98-J, Delirium Rating Scale-Revised-98-Japanese version; DRS-R-98, Delirium Rating Scale-Revised-98; DSI, Delirium Symptom Interview; DSM-I/III/III-R/IV-TR, Diagnostic and Statistical Manual of Mental Disorders; first/third/second-revised/fourth edition/fourth edition-text revision; DST, Digit Span Test; ED, emergency department; FOMTL, Full Object Memory Test; FPU, Felix Post Unit questionnaire; GAR, Global Attentiveness Rating; GDS, Geriatric Depression Scale; GEMS, Geriatric Mental Status Examination; GHQ BAS, General Health Questionnaire Brief Assessment Schedule; HDS-R, Hasegawa's Dementia Scale-Revised; ICD-10, International Classification of Diseases, Tenth Revision; ICDSC, Intensive Care Unit Delirium Screening Checklist; ICU, intensive care unit; IQCODE, Informant Questionnaire on Cognitive Decline in the Elderly; MDAS, Memorial Delirium Assessment Scale; MMSE, Mini-Mental Status Examination; MSQ, Mental Status Questionnaire; NA, not available; NFRD, Nurse's Form for Recording Delirium; NH-CAM, Nursing Home-Confusion Assessment Method; NINCDS-ADRD, National Institute for Neurology, Communicative Disorders, and Stroke-Alzheimer's Disease and Related Disorders Association; NIDES, Nursing Delirium Screening Scale; OBS, Organic Brain Syndrome scale; PRT, Product Recall Test; RCT, randomized controlled trial; ROC, receiver operating characteristic curve analyses; SDC, Saskatoon Delirium Checklist; SPMSQ, Short Portable Mental Status Questionnaire; WAIS-R, Wechsler Adult Intelligence Scale-Revised; WMS, Wechsler Memory Scale.

\* The number in front of each Review Objective denotes the number of the question in the Results section.