

*This document only includes an excerpt of the corresponding thesis or dissertation. To request a digital scan of the full text, please contact the Ruth Lilly Medical Library's Interlibrary Loan Department (rlmlill@iu.edu).*


**CHARACTERIZATION OF ANTIBODIES PRODUCED TO  
THE NOVEL CARBOXYL TERMINUS OF THE INV PROTEIN**

**Karen J. Miller**

**Submitted to the faculty of the University Graduate School  
in partial fulfillment of the requirements  
for the degree of  
Master of Science  
in the Department of Pathology and Laboratory Medicine  
Indiana University**


**July, 2001**

Accepted by the Graduate Faculty, Indiana University, in partial fulfillment of the requirements for the degree of Master of Science.




---

Carrie Phillips, MD, Chairman



---

Robert Bacallao, MD



---

Vince Gattone, Ph.D.

## Table of Contents

1. Introduction.....	1
a. Clinical Course and Survival.....	2
b. Establishing the Diagnosis of ARPKD.....	3
c. Renal Pathology for ARPKD.....	4
d. Cytogenesis in Polycystic Kidney Disease.....	4
e. Description of Murine Models for ARPKD.....	5
f. The Role of Cellular Proliferation in Cystogenesis.....	8
g. The Role of Fluid Accumulation in PKD.....	12
h. Extracellular Matrix Remodeling in PKD.....	16
i. The Possible Roles of the Inv Protein in PKD.....	18
j. Inv Protein Structure.....	21
k. Project Objectives.....	21
2. Materials and Methods.....	22
a. Inv Mice and Tissue Harvest.....	22
b. Inv Polyclonal Antibody Production.....	23
c. Protein Extraction from Liver and Kidney Tissues.....	24
d. Immunoblot Procedure: General.....	24
e. Determining Specificity of Inv Antibody to the Synthetic 12-mer Peptide.....	26
f. Determining Inv Antibody Specificity to Inv Protein.....	27
g. Immunofluorescence Direct and Indirect Staining.....	28
h. Inv Protein Detection in +/+ and <i>Inv/inv</i> Tissues.....	29
3. Results.....	30
4. Discussion.....	37
5. Tables.....	43
6. Figures.....	46
7. References.....	58
8. Vitae .....	77