

This document only includes an excerpt of the corresponding thesis or dissertation. To request a digital scan of the full text, please contact the Ruth Lilly Medical Library's Interlibrary Loan Department (rlmlill@iu.edu).


**STUDIES ON THE TRANSCRIPTIONAL REGULATION
OF THE ENTEROTOXIGENIC ESCHERICHIA COLI STII GENE**

By: Dan F Spandau

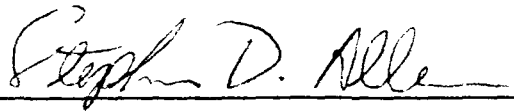
Submitted to the faculty of the Graduate School
in partial fulfillment of the requirements for the degree
Master of Science
in the Department of Pathology
Indiana University School of Medicine
Indianapolis, Indiana

January, 1986


This dissertation has been approved as partial fulfillment of the requirements for the Master of Science degree in the Department of Pathology at the Indiana University School of Medicine, Indianapolis, Indiana.



Chao-Hung Lee, Ph.D.



Stephen D. Allen, M.D.



James W. Smith, M.D.

Table of Contents

I	Introduction	1
II.	Materials and Methods	
	Chemicals, isotopes, enzymes	13
	Bacterial strains and plasmids	13
	Large scale plasmid isolation	14
	Cesium chloride-ethidium bromide purification of plasmid DNA	15
	Restriction enzyme digestions	16
	Ligation	16
	Transformation of plasmid DNA into <u>E. coli</u> MH1000	17
	Small scale plasmid isolation	18
	Spin dialysis	19
	Agarose gel electrophoresis of DNA	20
	Electroelution	20
	Labeling the 5' phosphates of DNA with radioactive isotopes	21
	Maxam and Gilbert DNA sequencing	22
	Denaturing polyacrylamide gel electrophoresis	25
	Autoradiography	26
	Beta-galactosidase assay using whole bacterial cells	26
	Beta-galactosidase assay using whole cell extracts	28
	Isolation of RNA from bacterial cells	28
	Quantitation of RNA	29
	DNase digestions	30

RNase digestions	30
Formaldehyde agarose gel electrophoresis of RNA	30
Northern transfer	31
Creating radioactive DNA probes by nick-translation	32
Hybridization of probes to nitrocellulose filters	32
<u>In vitro</u> transcription	34
III. Results	
Construction of plasmids	36
Sequencing of pSTIII _{lac} at the STIII- <u>lacZ</u> fusion site	38
Specific activity of beta-galactosidase from whole bacterial cells	40
Specific activity of beta-galactosidase from bacterial cell extracts	42
<u>In vivo</u> identification of <u>lacZ</u> fusion specific mRNA	43
<u>In vitro</u> transcription of <u>lacZ</u> fusion transcripts	45
IV. Figures	49
V. Tables	63
VI. Discussion	65
VII. Appendices	
Appendix I	75
Appendix II	76
VIII. References	77